

Grid[®] Report for Security Awareness Training | Fall 2024



Security Awareness Training Software

Contenders									Leaders
Niche									High Performers

Market Presence

Satisfaction

G2 Grid[®] Scoring

(Security Awareness Training Software continues on next page)

Security Awareness Training Software (continued)

Security Awareness Training Software Definition

Security awareness training software provides businesses with online courses to train and assess their employees' security readiness. Businesses use these tools to outsource security training to specialized providers with experience and courses specific to a variety of security measures. Many of these tools deliver simulated attacks or fraudulent emails to help employees better identify malicious content before encountering it in real-life scenarios.

While some [online course providers](#) offer security awareness training, the products listed in this category are courses specific to cybersecurity and information security in the workplace.

To qualify for inclusion in the Security Awareness Training category, a product must:

- ▶ Provide educational security courses
- ▶ Offer online classes or a web-based educational content
- ▶ Provide training and assessment tools

Security Awareness Training Grid® Scoring Description

Products shown on the Grid® for Security Awareness Training have received a minimum of 10 reviews/ratings in data gathered by August 27, 2024. Products are ranked by customer satisfaction (based on user reviews) and market presence (based on market share, seller size, and social impact) and placed into four categories on the Grid®:

- ▶ Products in the Leader quadrant are rated highly by G2 users and have substantial Market Presence scores. Leaders include: [KnowBe4 Security Awareness Training](#), [Hoxhunt](#), [SoSafe](#), [NINJIO Security Awareness](#), [MetaCompliance Security Awareness Training](#), [Arctic Wolf](#), [Infosec IQ](#), [Huntress Security Awareness Training](#), [Webroot Security Awareness Training](#), [Inspired eLearning Powered by VIPRE](#), and [Fortra's Terranova Security](#)
- ▶ High Performing products have high customer Satisfaction scores and low Market Presence compared to the rest of the category. High Performers include: [Hacker Rangers Security Awareness](#), [usecure](#), [PhishingBox](#), [Riot](#), [Pistachio](#), [CybeReady Security Awareness Training Platform](#), [Carbide](#), [Boxphish Security Awareness and Phishing Simulation](#), [CyberHoot Cybersecurity Awareness Training](#), [Defendify All-In-One Cybersecurity® Solution](#), [Junglemap](#), [GoldPhish](#), [Phin Security Awareness Training](#), [Nimblr Security Awareness](#), [CultureAI](#), [Bastion Technologies](#), [Right-Hand Cybersecurity](#), [Global Learning Systems](#), [Phished](#), and [cyberconIQ Cyber Awareness Training](#)
- ▶ Contender products have relatively low customer Satisfaction scores and high Market Presence compared to the rest of the category. While they may have positive reviews, they do not have enough reviews to validate those ratings. Contenders include: [Proofpoint Security Awareness Training](#), [SANS Security Awareness](#), [Immersive Labs](#), [Mimecast Security Awareness Training](#), [Barracuda Security Awareness Training](#), and [Symantec Phishing Readiness](#)
- ▶ Niche products have relatively low Satisfaction scores and low Market Presence compared to the rest of the category. While they may have positive reviews, they do not have enough reviews to validate those ratings. Niche products include: [BullPhish ID](#), [ThreatAdvice Cybersecurity Education](#), [Hook Security](#), [Secure Code Warrior](#), [Security Journey](#), [CyberVista](#), [Avatao](#), [Threatcop Security Awareness Training](#), and [Haekka](#)



Grid® Scores for Security Awareness Training Software

The table below shows the Satisfaction and Market Presence scores that determine product placement on the Grid®. To learn more about each of the products, please see the profile section.

Leaders

	# of Reviews	Satisfaction	Market Presence	G2 Score
KnowBe4 Security Awareness Training	1893	93	99	96
Hoxhunt	2422	96	71	83
SoSafe	499	77	70	74
NINJIO Security Awareness	357	77	57	67
MetaCompliance Security Awareness Training	925	66	68	67
Arctic Wolf	29	62	72	67
Infosec IQ	607	53	69	61
Huntress Security Awareness Training	140	56	65	61
Webroot Security Awareness Training	47	56	51	53
Inspired eLearning Powered by VIPRE	55	51	52	52
Fortra's Terranova Security	36	50	52	51

High Performers

Hacker Rangers Security Awareness	478	85	45	65
usecure	231	62	45	54
PhishingBox	267	56	48	52
Riot	50	58	39	48

(Grid® Scores for Security Awareness Training Software continues on next page)

* Products are ordered by G2 Score. Satisfaction score is used as a tiebreaker if two products have the same G2 Score.



Grid® Scores for Security Awareness Training Software (continued)

The table below shows the Satisfaction and Market Presence scores that determine product placement on the Grid®. To learn more about each of the products, please see the profile section.

High Performers (continued)

	# of Reviews	Satisfaction	Market Presence	G2 Score
Pistachio	11	60	36	48
CybeReady Security Awareness Training Platform	62	55	39	47
Carbide	61	51	38	44
Boxphish Security Awareness and Phishing Simulation	51	65	24	44
CyberHoot Cybersecurity Awareness Training	22	62	25	43
Defendify All-In-One Cybersecurity® Solution	46	59	27	43
Junglemap	75	55	31	43
GoldPhish	33	60	26	43
Phin Security Awareness Training	11	59	25	42
Nimblr Security Awareness	34	50	31	41
CultureAI	43	51	29	40
Bastion Technologies	15	63	17	40
Right-Hand Cybersecurity	17	54	23	39
Global Learning Systems	10	55	22	39
Phished	38	51	25	38
cyberconIQ Cyber Awareness Training	11	59	16	37

(Grid® Scores for Security Awareness Training Software continues on next page)

* Products are ordered by G2 Score. Satisfaction score is used as a tiebreaker if two products have the same G2 Score.

Grid® Scores for Security Awareness Training Software (continued)

The table below shows the Satisfaction and Market Presence scores that determine product placement on the Grid®. To learn more about each of the products, please see the profile section.

Contenders

	# of Reviews	Satisfaction	Market Presence	G2 Score
Proofpoint Security Awareness Training	246	46	82	64
SANS Security Awareness	31	45	63	54
Immersive Labs	58	50	57	54
Mimecast Security Awareness Training	16	31	71	51
Barracuda Security Awareness Training	13	33	54	44
Symantec Phishing Readiness	10	16	56	36

Niche

BullPhish ID	64	46	35	41
ThreatAdvice Cybersecurity Education	37	38	37	38
Hook Security: Security Awareness Training	55	48	25	36
Secure Code Warrior	18	36	35	35
Security Journey	24	44	24	34
CyberVista	24	35	23	29
Avatao	35	35	21	28
Threatcop Security Awareness Training	11	0	12	6
Haekka	10	0	5	2

* Products are ordered by G2 Score. Satisfaction score is used as a tiebreaker if two products have the same G2 Score.



Grid® Methodology

Grid® Rating Methodology

The Grid® represents the democratic voice of real software users, rather than the subjective opinion of one analyst. G2 rates products from the Security Awareness Training category algorithmically based on data sourced from product reviews shared by G2 users and data aggregated from online sources and social networks.

Technology buyers can use the Grid® to help them quickly select the best products for their businesses and to find peers with similar experiences. For sellers, media, investors, and analysts, the Grid® provides benchmarks for product comparison and market trend analysis.

Grid® Scoring Methodology

G2 rates products and sellers based on reviews gathered from our user community, as well as data aggregated from online sources and social networks. We apply a unique algorithm (v3.0) to this data to calculate the Satisfaction and Market Presence scores in real time. The Grid® Report for Security Awareness Training | Fall 2024 is based on scores calculated using the G2 algorithm v3.0 from reviews collected through August 27, 2024. To view the Security Awareness Training Grid® with the most recent data, please visit the [Security Awareness Training](#) page. For more details on Grid® Scoring, please view the [G2 Scoring Methodology here](#).

Grid® Categorization Methodology

Making G2 research relevant and easy for people to use as they evaluate and select business software products is one of our most important goals. In support of that goal, organizing products and software companies in a well-defined structure that makes capturing, evaluating, and displaying reviews and other research in an orderly manner is a critical part of the research process.

To manage the process of categorizing the software products and the related reviews in the G2 community, G2 follows a publicly available [categorization methodology](#). All products appearing on the Grid® have passed through G2's categorization methodology and meet G2's category standards.

Many terms that appear regularly across G2 and are used to aid in product categorization warrant a definition to facilitate buyer understanding. These terms may be included within reviews from the G2 community or in executive summaries for products included on the Grid®. A [list of standard definitions](#) is available to G2 users to eliminate confusion and ease the buying process.

Rating Changes and Dynamics

The ratings in this report are based on a snapshot of the user reviews and social data collected by G2 up through August 27, 2024. The ratings may change as the products are further developed, the sellers grow, and as additional opinions are shared by users. G2 updates the ratings on its website in real time as additional data is received, and this report will be updated as significant data is received. By improving their products and support and/or by having more satisfied customer voices heard, Contenders may become Leaders and Niche sellers may become High Performers.

(Grid® Methodology continues on next page)

** Net Promoter, Net Promoter System, Net Promoter Score, NPS and the NPS-related emoticons are registered trademarks of Bain & Company, Inc., Fred Reichheld and Satmetrix Systems, Inc.



Grid® Methodology (continued)

Trust

Keeping our ratings unbiased is our top priority. We require the use of a LinkedIn account or verified business email address to validate a G2 user's identity and employer. We also validate users by partnering with sellers and organizations to securely authenticate users through select platforms. We do not allow users to review their current or former employers' products, or those of their employers' competitors. Additionally, all reviews are manually checked by our team after our algorithm filters out reviews that don't meet our submission requirements. All reviews must pass our moderation process before they are published.

Our G2 staff does not add any subjective input to the ratings, which are determined algorithmically based on data aggregated from publicly available online sources and social networks. Sellers cannot influence their ratings by spending time or money with us. Only the opinion of real users and data from public sources factor into the ratings.

G2 may occasionally offer incentives for honest reviews to help us gather a full and accurate data set. These incentives are offered as thank-yous for approved reviews. Incentives are never conditioned upon the substance of the review, positive or negative. Each such incentivized review is disclosed with an "Incentivized Review" banner.

Grid® Inclusion Criteria

All products in a G2 category that have at least 10 reviews from real users of the product are included on the Grid®. Inviting other users, such as colleagues and peers, to join G2 and share authentic product reviews will accelerate this process.

If a product is not yet listed on G2 and it fits the market definition above, then users are encouraged to [suggest its addition](#) to our [Security Awareness Training category](#).

Product Profiles

Product profiles and detailed charts are included for products with 10 or more reviews.



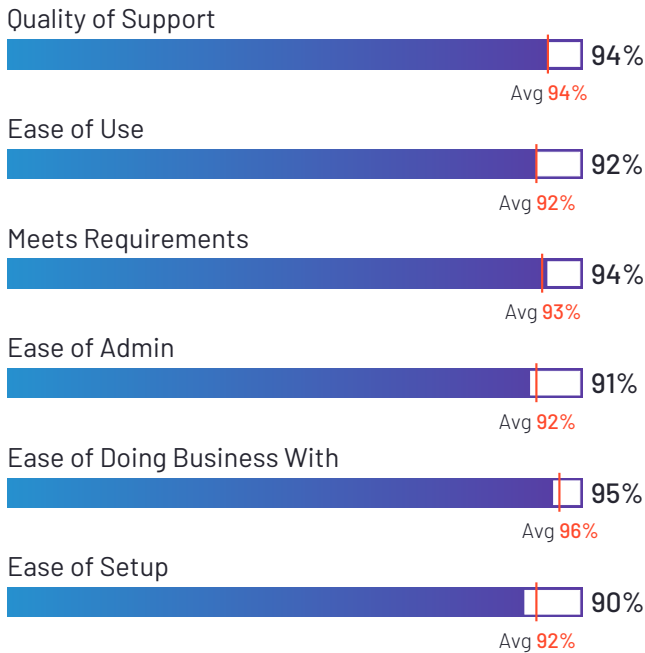
KnowBe4

4.7 ★★★★★ (1,908)

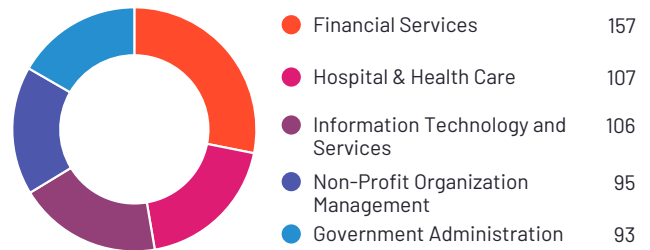


KnowBe4 Security Awareness Training has been named a Leader based on receiving a high customer Satisfaction score and having a large Market Presence. KnowBe4 Security Awareness Training has the largest Market Presence among products in Security Awareness Training. 98% of users rated it 4 or 5 stars, 96% of users believe it is headed in the right direction, and users said they would be likely to recommend KnowBe4 Security Awareness Training at a rate of 93%.


Satisfaction Ratings



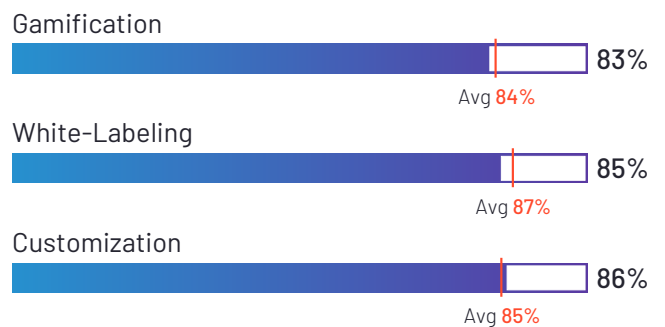
Top Industries Represented



Highest-Rated Features



Lowest-Rated Features



Ownership
KnowBe4, Inc.



HQ Location
Clearwater, FL



Year Founded
2010



Employees (Listed
On LinkedIn)
1,909



Company Website
knowbe4.com



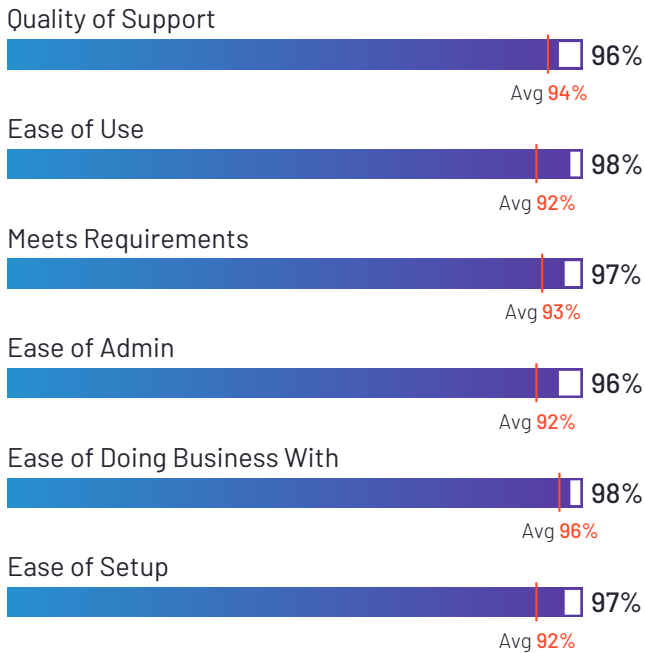
Hoxhunt

4.8 ★★★★★ (2,467)




Hoxhunt has been named a Leader based on receiving a high customer Satisfaction score and having a large Market Presence. Hoxhunt received the highest Satisfaction score among products in Security Awareness Training. 99% of users rated it 4 or 5 stars, 92% of users believe it is headed in the right direction, and users said they would be likely to recommend Hoxhunt at a rate of 96%.

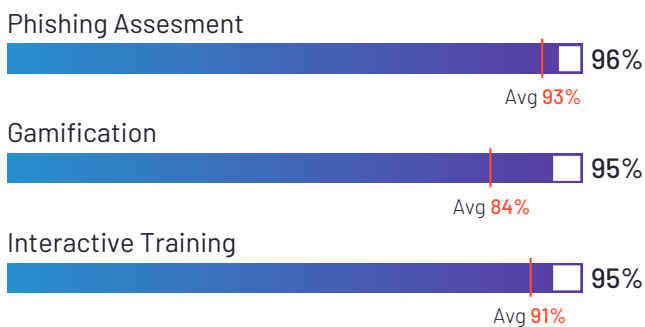
Satisfaction Ratings



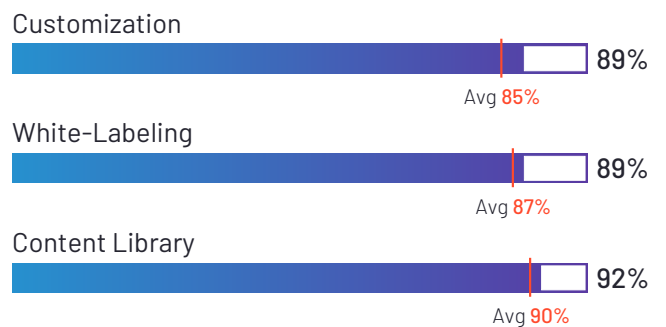
Top Industries Represented



Highest-Rated Features



Lowest-Rated Features



Ownership
Hoxhunt



HQ Location
Helsinki, Southern Finland



Year Founded
2016



Employees (Listed On LinkedIn)
169



Company Website
hoxhunt.com



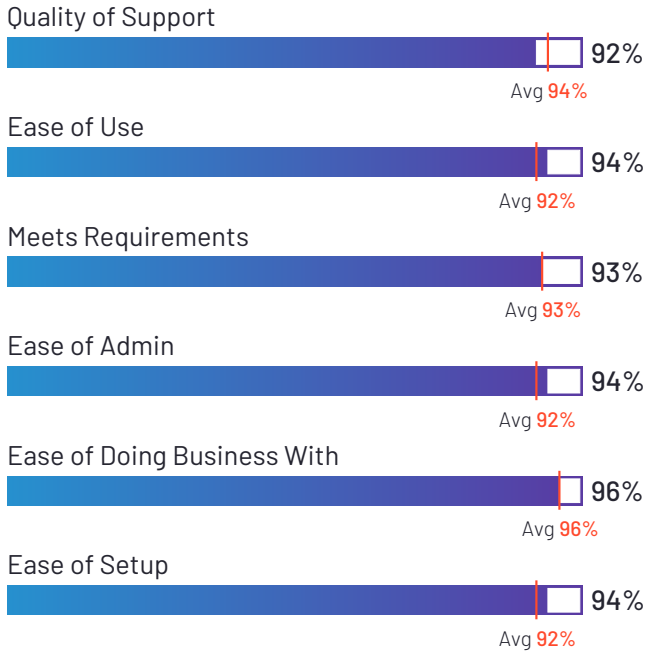
SoSafe

4.5 ★★★★★ (505)

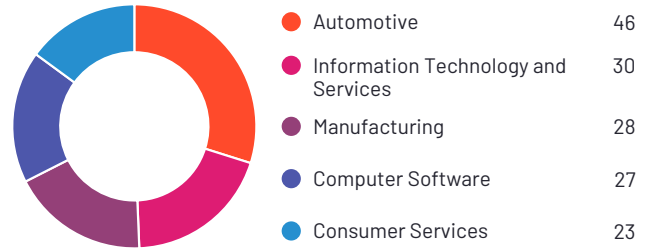


SoSafe has been named a Leader based on receiving a high customer Satisfaction score and having a large Market Presence. 96% of users rated it 4 or 5 stars, 97% of users believe it is headed in the right direction, and users said they would be likely to recommend SoSafe at a rate of 90%.

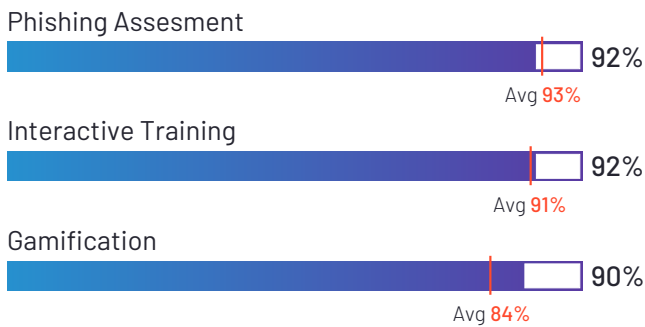
Satisfaction Ratings



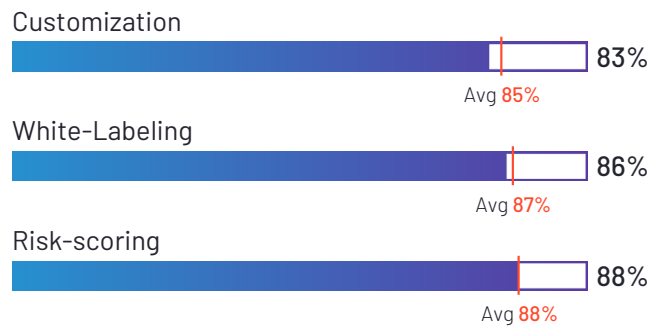
Top Industries Represented



Highest-Rated Features



Lowest-Rated Features



Ownership
SoSafe



HQ Location
Cologne, North
Rhine-Westphalia



Year Founded
2018



Employees (Listed
On LinkedIn)
546



Company Website
sosafe-awareness.com



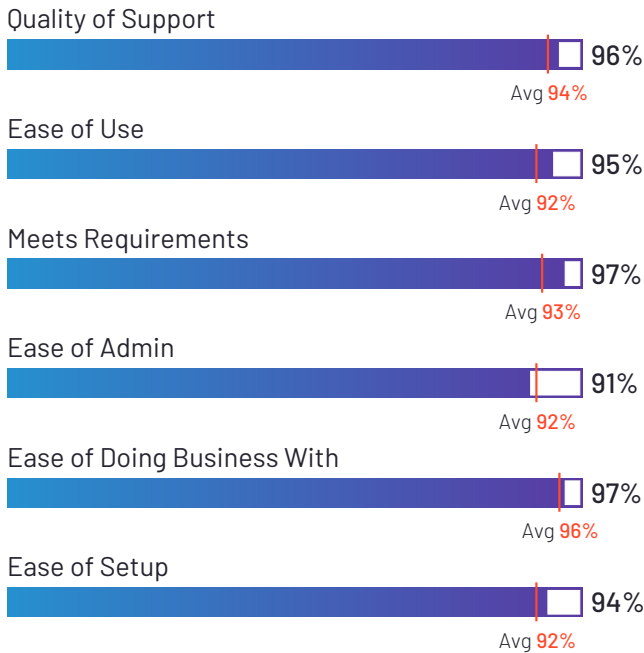
NINJIO Security Awareness

4.9 ★★★★★ (360)

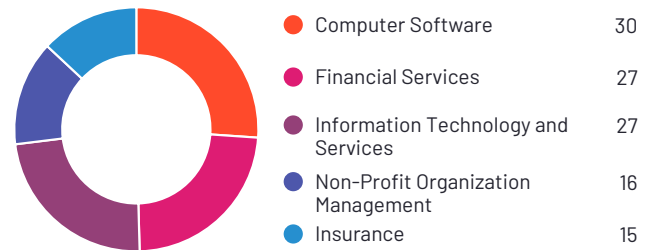


NINJIO Security Awareness has been named a Leader based on receiving a high customer Satisfaction score and having a large Market Presence. 99% of users rated it 4 or 5 stars, 97% of users believe it is headed in the right direction, and users said they would be likely to recommend NINJIO Security Awareness at a rate of 97%.

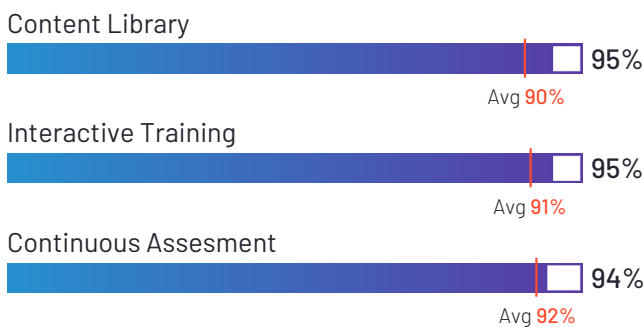
Satisfaction Ratings



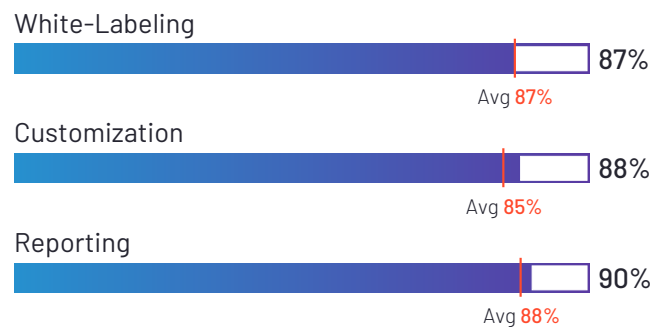
Top Industries Represented



Highest-Rated Features



Lowest-Rated Features



Ownership
NINJIO



HQ Location
Westlake Village,
California



Year Founded
2015



Employees (Listed
On LinkedIn)
61



Company Website
ninjio.com



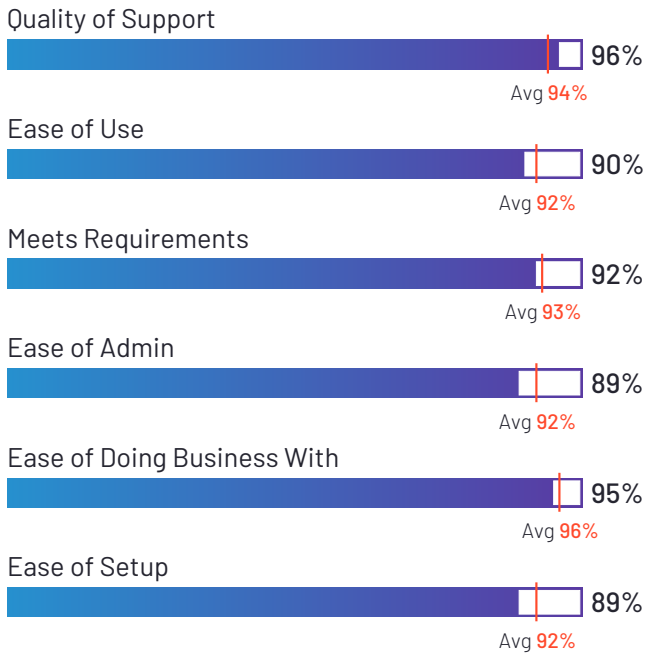
MetaCompliance Security Awareness Training

4.6 ★★★★★ (933)

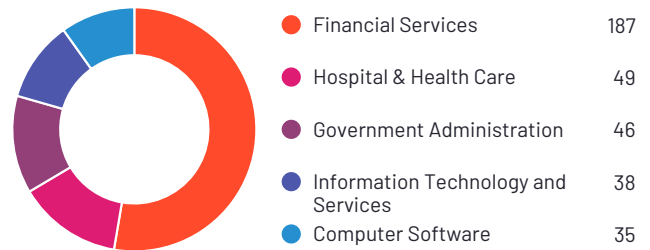


MetaCompliance Security Awareness Training has been named a Leader based on receiving a high customer Satisfaction score and having a large Market Presence. 97% of users rated it 4 or 5 stars, 95% of users believe it is headed in the right direction, and users said they would be likely to recommend MetaCompliance Security Awareness Training at a rate of 92%.

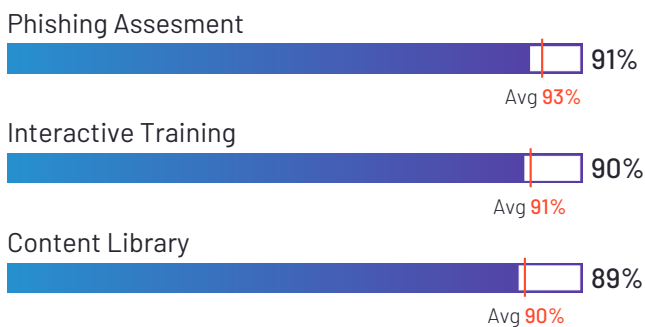
Satisfaction Ratings



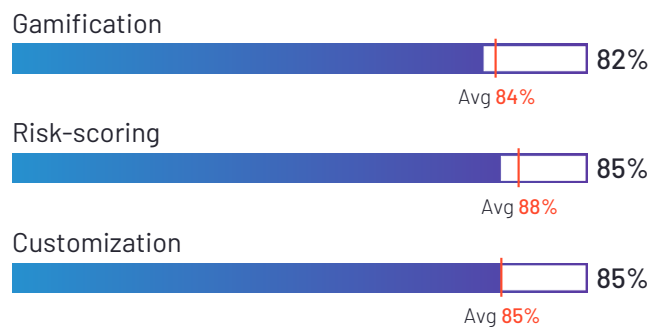
Top Industries Represented



Highest-Rated Features



Lowest-Rated Features



Ownership
MetaCompliance



HQ Location
London, GB



Year Founded
2005



Employees (Listed
On LinkedIn)
225



Company Website
metacompliance.com



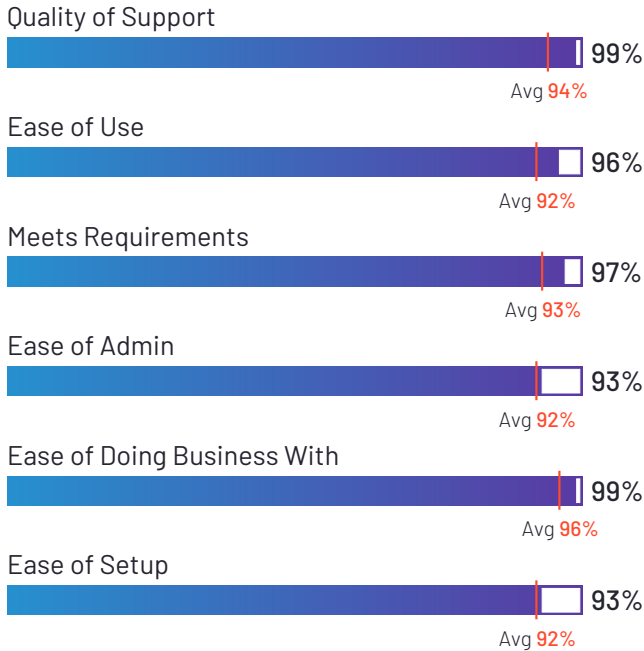
Arctic Wolf

4.7 ★★★★★ (142)

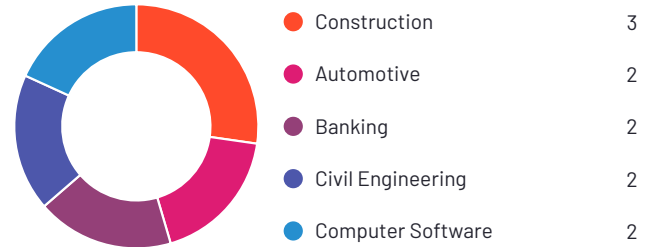


Arctic Wolf has been named a Leader based on receiving a high customer Satisfaction score and having a large Market Presence. 100% of users rated it 4 or 5 stars, 95% of users believe it is headed in the right direction, and users said they would be likely to recommend Arctic Wolf at a rate of 96%. Arctic Wolf is also in the Risk-Based Vulnerability Management, Managed Detection and Response (MDR), and Cloud Detection and Response (CDR) categories.


Satisfaction Ratings



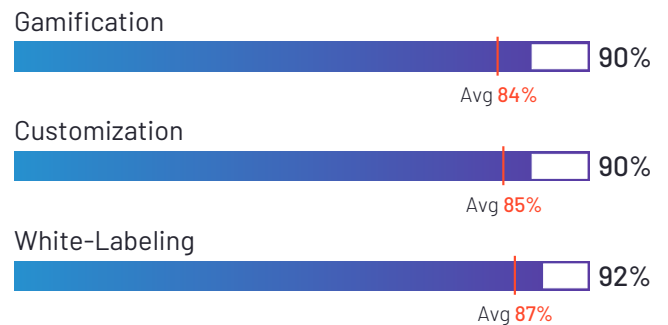
Top Industries Represented



Highest-Rated Features



Lowest-Rated Features



Ownership
Arctic Wolf Networks



HQ Location
Eden Prairie, MN



Year Founded
2012



Employees (Listed On LinkedIn)
2,537



Company Website
arcticwolf.com



INFOSEC IQ

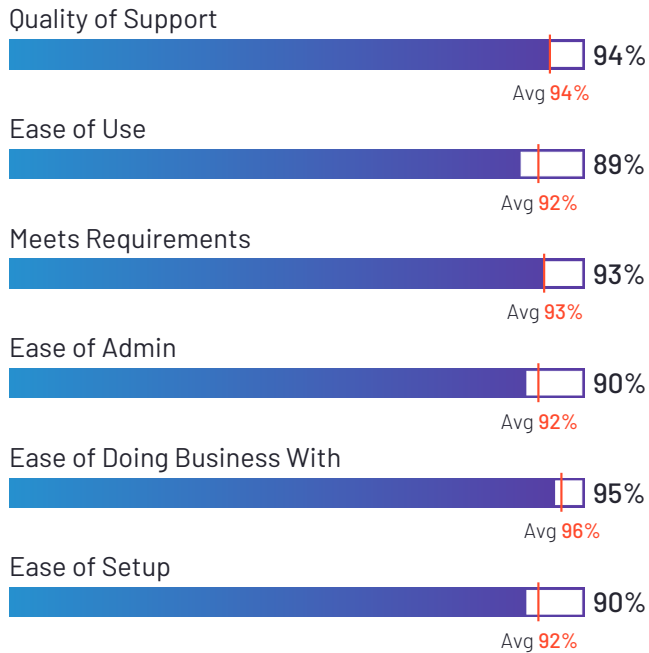
Infosec IQ

4.5 ★★★★★ (638)

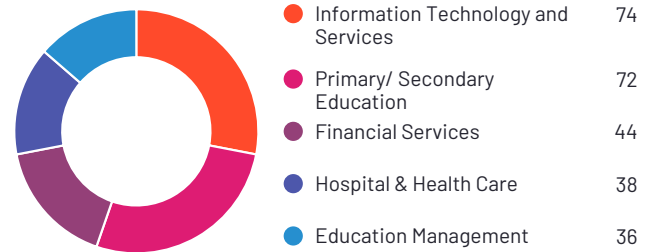


Infosec IQ has been named a Leader based on receiving a high customer Satisfaction score and having a large Market Presence. 98% of users rated it 4 or 5 stars, 91% of users believe it is headed in the right direction, and users said they would be likely to recommend Infosec IQ at a rate of 91%.


Satisfaction Ratings



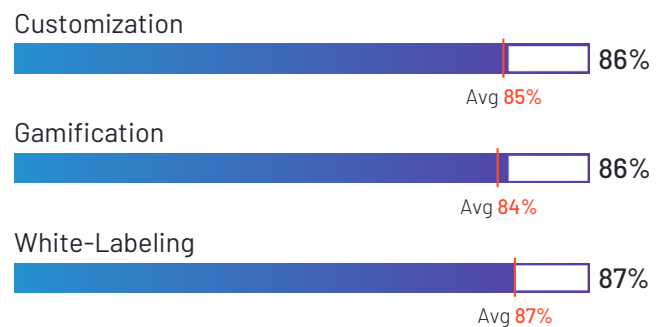
Top Industries Represented



Highest-Rated Features



Lowest-Rated Features



Ownership
Infosec



HQ Location
Madison, Wisconsin



Year Founded
2004



Employees (Listed
On LinkedIn)
276



Company Website
infosecinstitute.com



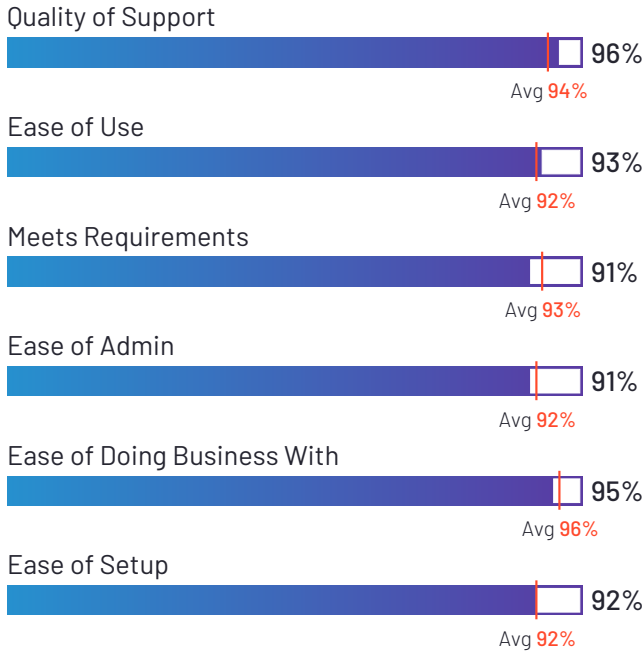
Huntress Security Awareness Training

4.5 ★★★★★ (146)




Huntress Security Awareness Training has been named a Leader based on receiving a high customer Satisfaction score and having a large Market Presence. 94% of users rated it 4 or 5 stars, 90% of users believe it is headed in the right direction, and users said they would be likely to recommend Huntress Security Awareness Training at a rate of 91%.


Satisfaction Ratings



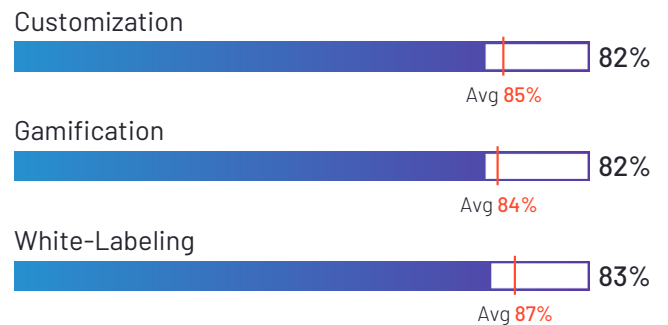
Top Industries Represented



Highest-Rated Features



Lowest-Rated Features



Ownership
Huntress Labs



HQ Location
Ellicott City, US



Year Founded
2015



Employees (Listed On LinkedIn)
474



Company Website
huntress.com



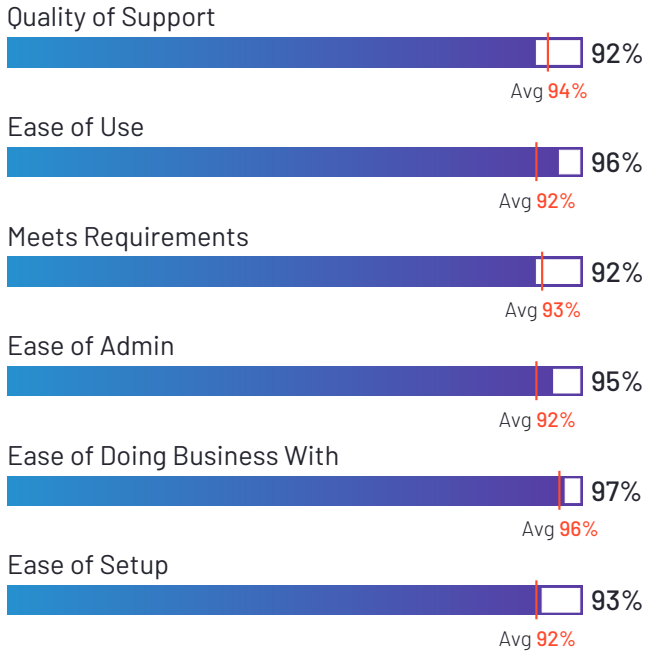
Webroot Security Awareness Training

4.4 ★★★★★ (71)

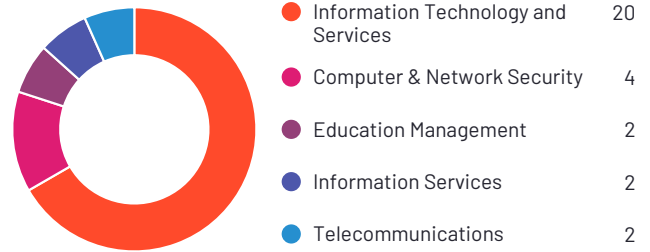


Webroot Security Awareness Training has been named a Leader based on receiving a high customer Satisfaction score and having a large Market Presence. 89% of users rated it 4 or 5 stars, 91% of users believe it is headed in the right direction, and users said they would be likely to recommend Webroot Security Awareness Training at a rate of 89%.

Satisfaction Ratings



Top Industries Represented



Ownership
Webroot



HQ Location
Broomfield, CO



Year Founded
1997



Employees (Listed On LinkedIn)
275



Company Website
[webroot.com](https://www.webroot.com)



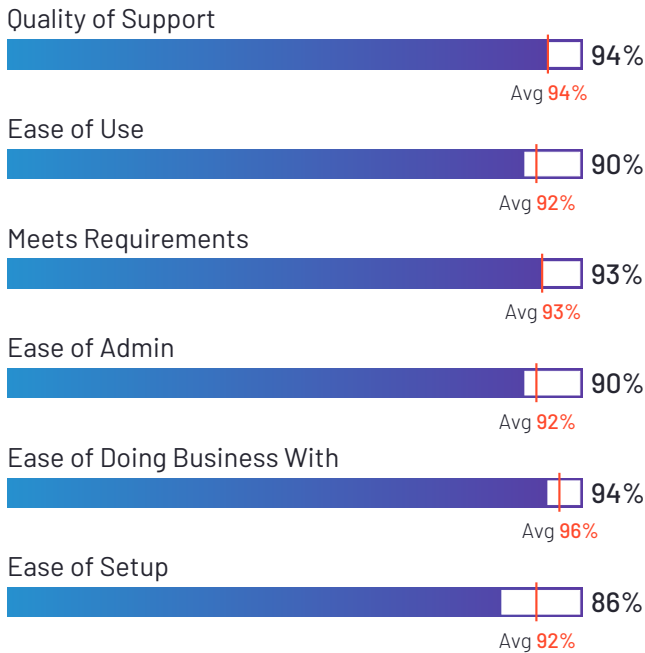
Inspired eLearning Powered by VIPRE

4.4 ★★★★★ (68)

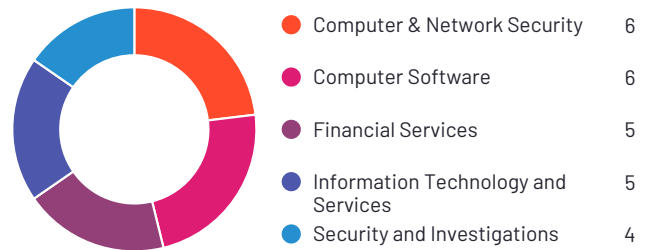


Inspired eLearning Powered by VIPRE has been named a Leader based on receiving a high customer Satisfaction score and having a large Market Presence. 91% of users rated it 4 or 5 stars, 94% of users believe it is headed in the right direction, and users said they would be likely to recommend Inspired eLearning Powered by VIPRE at a rate of 88%. Inspired eLearning Powered by VIPRE is also in the Ethics and Compliance Learning, Corporate Learning Management Systems, and Secure Code Training categories.

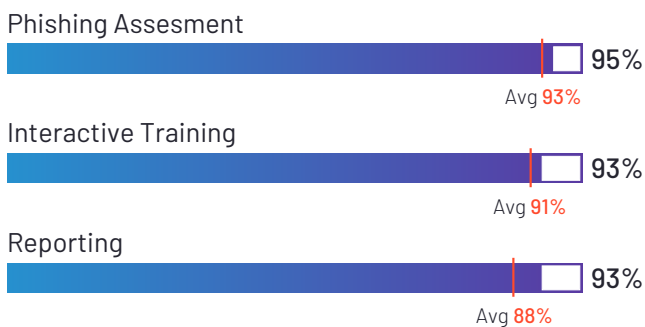
Satisfaction Ratings



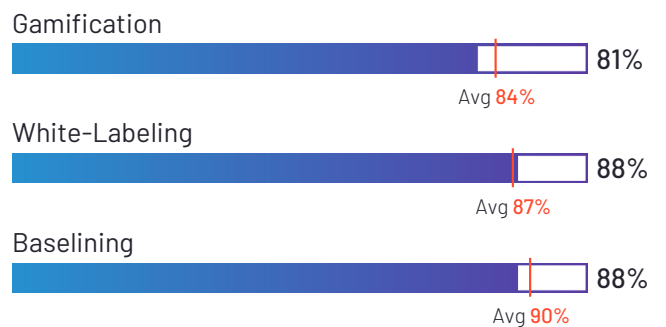
Top Industries Represented



Highest-Rated Features



Lowest-Rated Features



Ownership
VIPRE Security



HQ Location
Clearwater, FL



Year Founded
1994



Employees (Listed
On LinkedIn)
193



Company Website
www.vipre.com



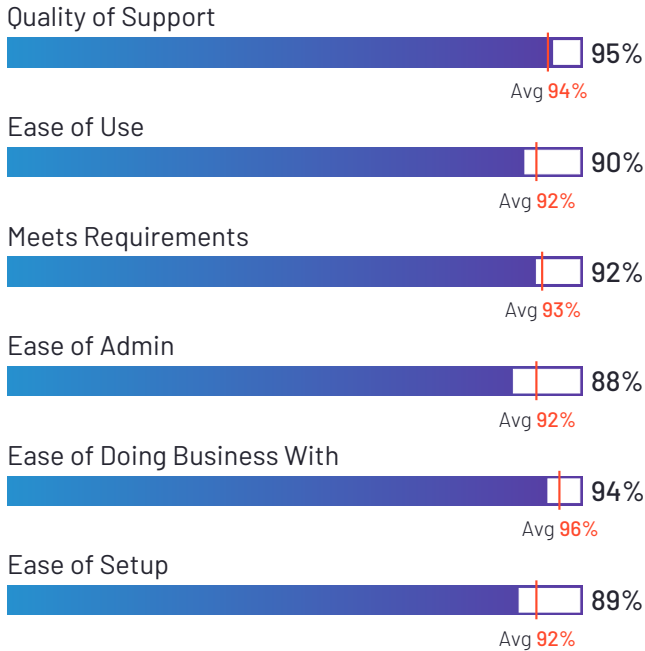
Fortra's Terranova Security

4.6 ★★★★★ (36)

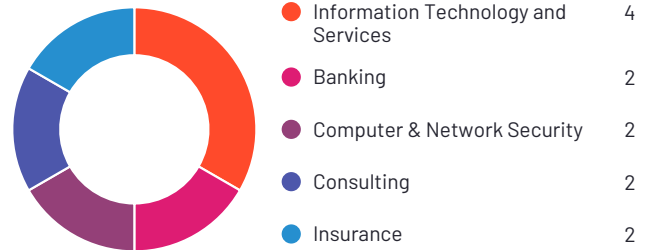


Fortra's Terranova Security has been named a Leader based on receiving a high customer Satisfaction score and having a large Market Presence. 100% of users rated it 4 or 5 stars, 89% of users believe it is headed in the right direction, and users said they would be likely to recommend Fortra's Terranova Security at a rate of 92%.

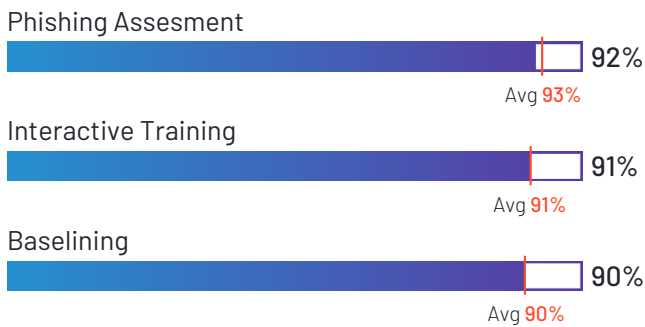
Satisfaction Ratings



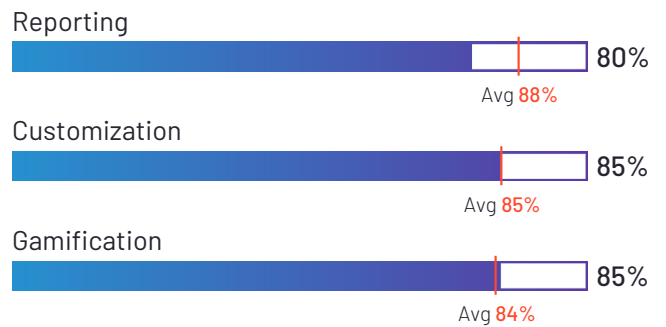
Top Industries Represented



Highest-Rated Features



Lowest-Rated Features



Ownership
Fortra



HQ Location
Eden Prairie,
Minnesota



Year Founded
1982



Employees (Listed
On LinkedIn)
1,704



Company Website
www.fortra.com



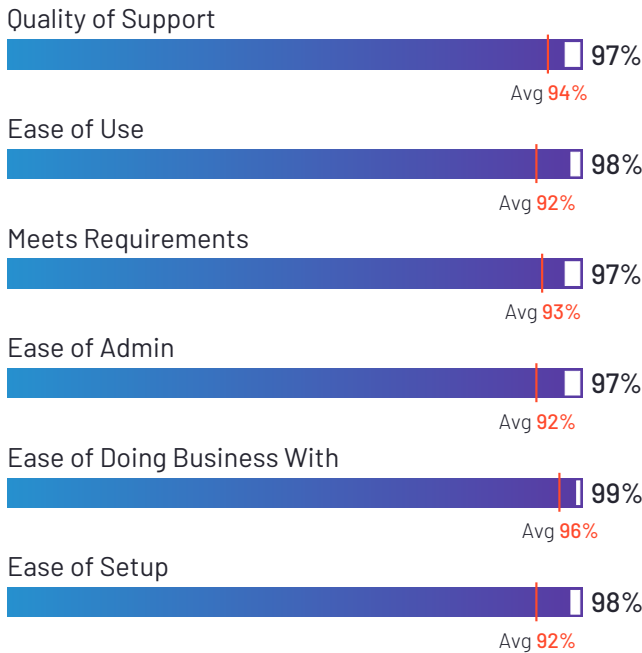
Hacker Rangers Security Awareness

4.9 ★★★★★ (551)




Hacker Rangers Security Awareness has been named a High Performer product based on having high customer Satisfaction scores and a low Market Presence compared to the rest of the category. 100% of users rated it 4 or 5 stars, 100% of users believe it is headed in the right direction, and users said they would be likely to recommend Hacker Rangers Security Awareness at a rate of 98%. Hacker Rangers Security Awareness is also in the Gamification category.

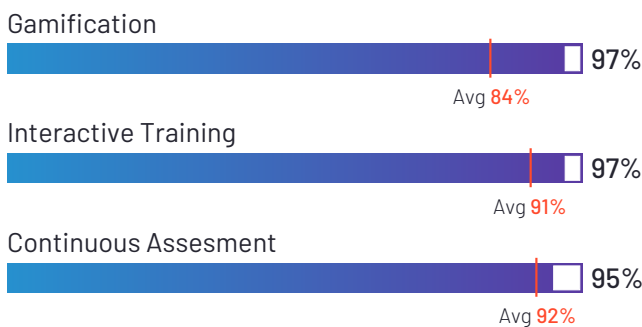
Satisfaction Ratings



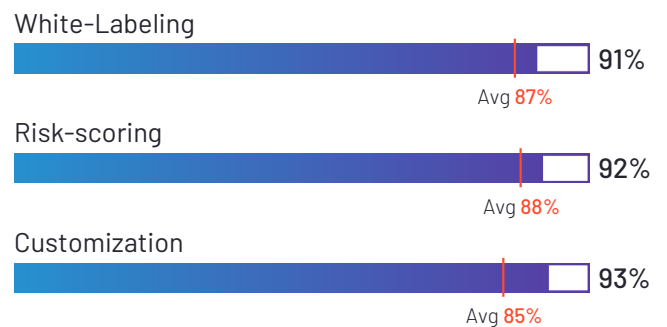
Top Industries Represented



Highest-Rated Features



Lowest-Rated Features



Ownership
Hacker Rangers



HQ Location
Orlando, Florida



Year Founded
2011



Employees (Listed On LinkedIn)
18



Company Website
hackerrangers.com



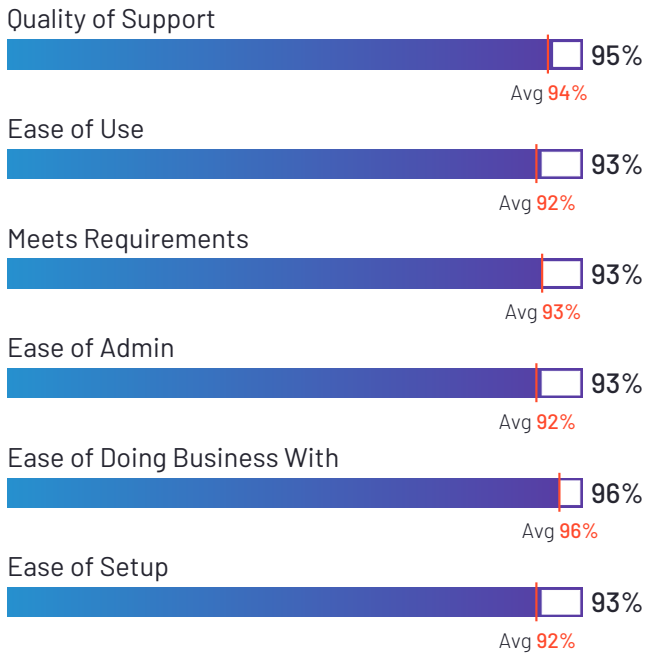
usecure

4.6 ★★★★★ (238)




usecure has been named a High Performer product based on having high customer Satisfaction scores and a low Market Presence compared to the rest of the category. 98% of users rated it 4 or 5 stars, 95% of users believe it is headed in the right direction, and users said they would be likely to recommend usecure at a rate of 93%. usecure is also in the Dark Web Monitoring category.


Satisfaction Ratings



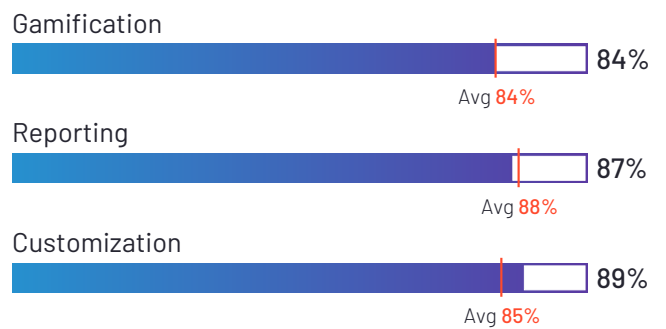
Top Industries Represented



Highest-Rated Features



Lowest-Rated Features



Ownership
usecure



HQ Location
Manchester,, GB



Year Founded
2016



Employees (Listed
On LinkedIn)
43



Company Website
www.usecure.io



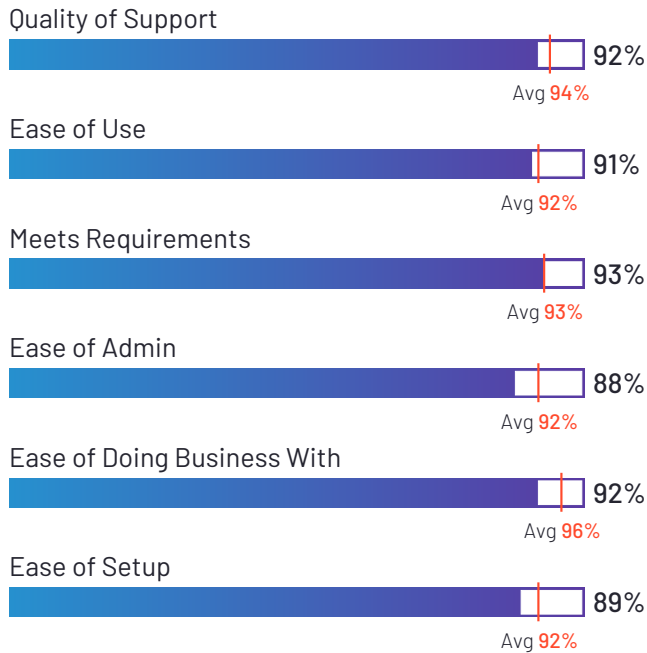
PhishingBox

4.5 ★★★★★ (269)

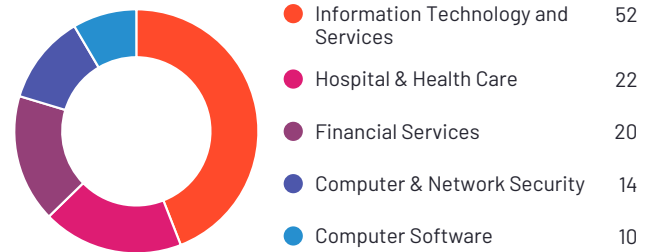


PhishingBox has been named a High Performer product based on having high customer Satisfaction scores and a low Market Presence compared to the rest of the category. 97% of users rated it 4 or 5 stars, 91% of users believe it is headed in the right direction, and users said they would be likely to recommend PhishingBox at a rate of 91%.

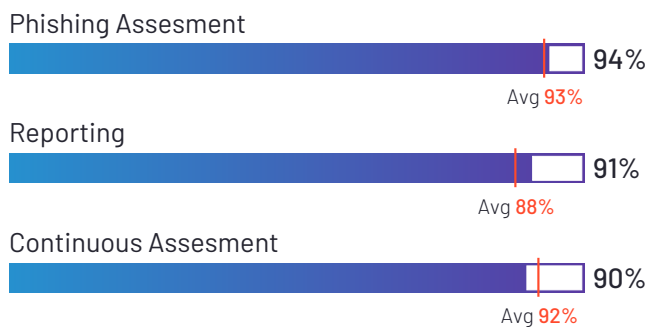
Satisfaction Ratings



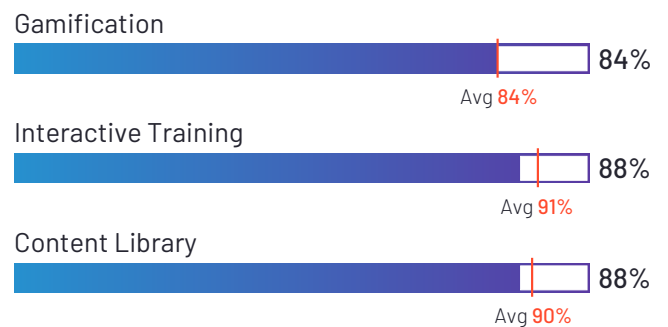
Top Industries Represented



Highest-Rated Features



Lowest-Rated Features



Ownership
PhishingBox



HQ Location
Lexington, Kentucky



Year Founded
2013



Employees (Listed
On LinkedIn)
23



Company Website
phishingbox.com



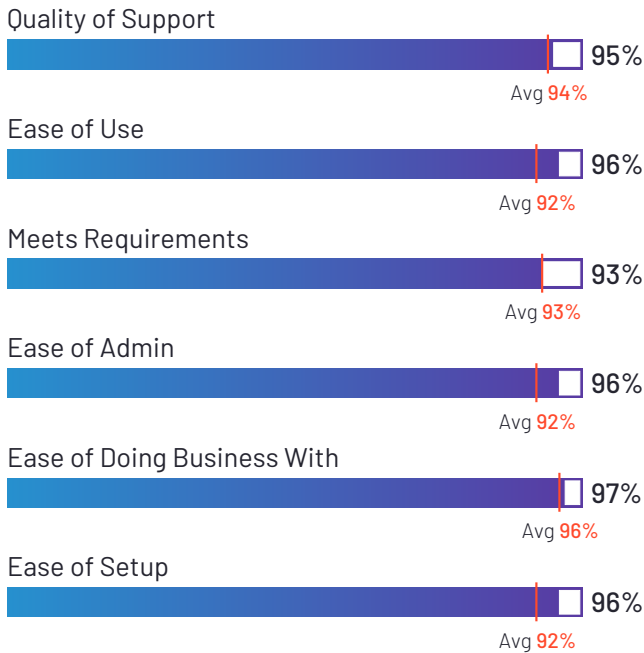
Riot

4.7 ★★★★★ (50)




Riot has been named a High Performer product based on having high customer Satisfaction scores and a low Market Presence compared to the rest of the category. 96% of users rated it 4 or 5 stars, 96% of users believe it is headed in the right direction, and users said they would be likely to recommend Riot at a rate of 95%.


Satisfaction Ratings



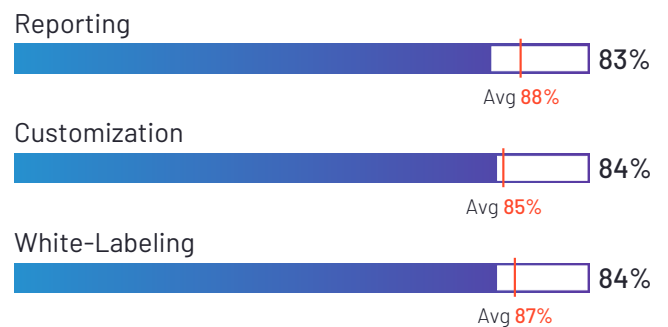
Top Industries Represented



Highest-Rated Features



Lowest-Rated Features



Ownership
Riot



HQ Location
San Francisco, CA



Year Founded
2020



Employees (Listed
On LinkedIn)
63



Company Website
tryriot.com



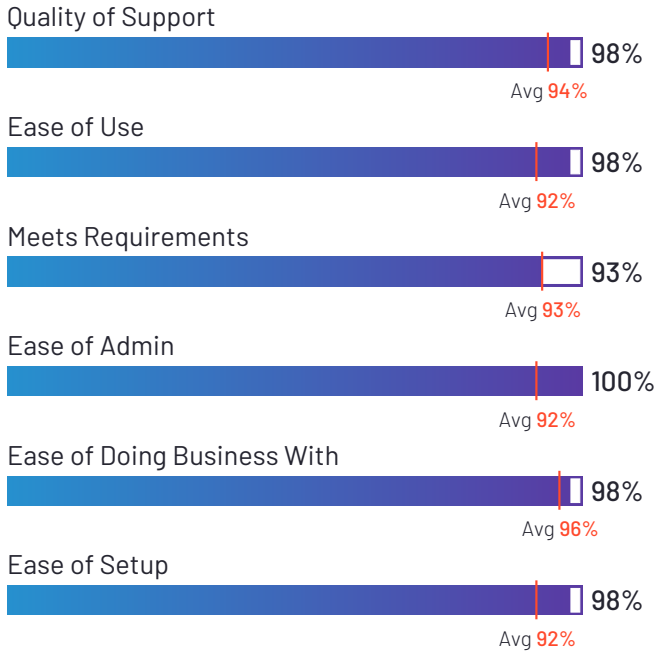
Pistachio

4.7 ★★★★★ (11)

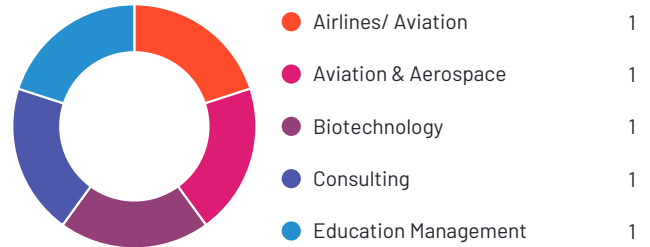


Pistachio has been named a High Performer product based on having high customer Satisfaction scores and a low Market Presence compared to the rest of the category. 100% of users rated it 4 or 5 stars, 100% of users believe it is headed in the right direction, and users said they would be likely to recommend Pistachio at a rate of 95%.


Satisfaction Ratings



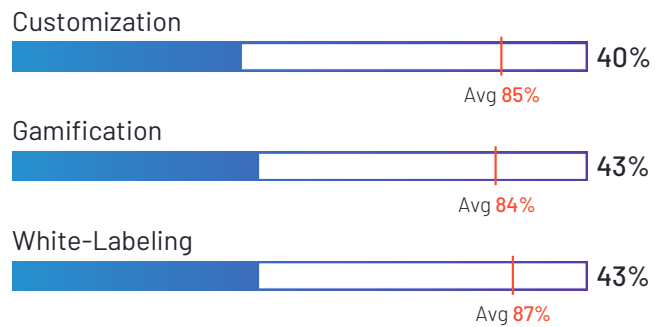
Top Industries Represented



Highest-Rated Features



Lowest-Rated Features



Ownership
Pistachio



HQ Location
Oslo



Employees (Listed
On LinkedIn)
49



Company Website
pistachioapp.com



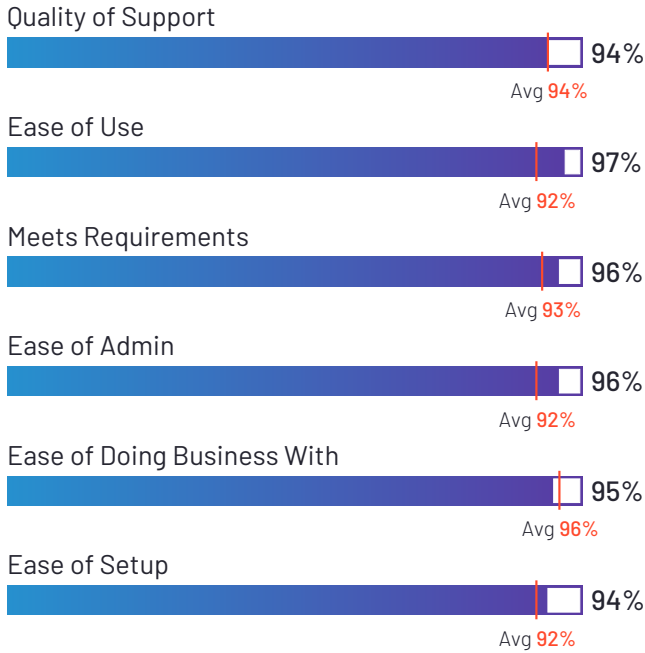
CybeReady Security Awareness Training Platform

4.6 ★★★★★ (63)



CybeReady Security Awareness Training Platform has been named a High Performer product based on having high customer Satisfaction scores and a low Market Presence compared to the rest of the category. 97% of users rated it 4 or 5 stars, 98% of users believe it is headed in the right direction, and users said they would be likely to recommend CybeReady Security Awareness Training Platform at a rate of 93%.

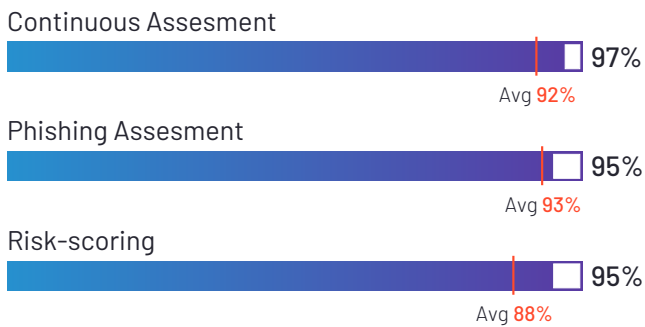
Satisfaction Ratings



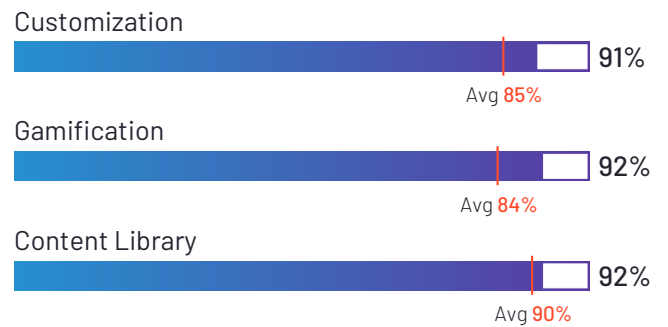
Top Industries Represented



Highest-Rated Features



Lowest-Rated Features



Ownership
CybeReady



HQ Location
Santa Clara, US




Year Founded
2015



Employees (Listed
On LinkedIn)
38



Company Website
cybeready.com



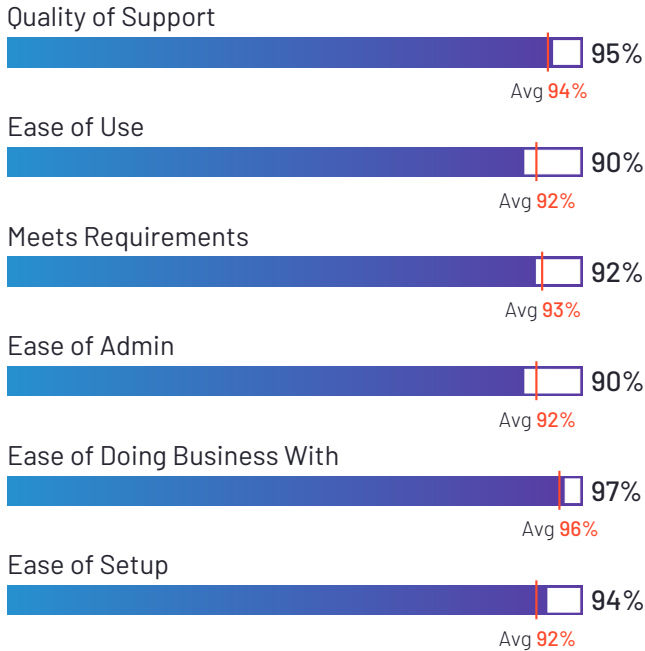
Carbide

4.6 ★★★★★ (77)

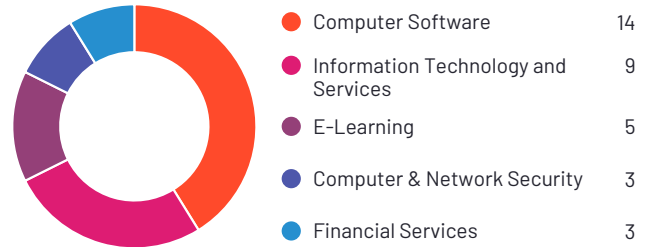


Carbide has been named a High Performer product based on having high customer Satisfaction scores and a low Market Presence compared to the rest of the category. 95% of users rated it 4 or 5 stars, 93% of users believe it is headed in the right direction, and users said they would be likely to recommend Carbide at a rate of 93%. Carbide is also in the Security Compliance, Privacy Policy Generator, and Cloud Compliance categories.

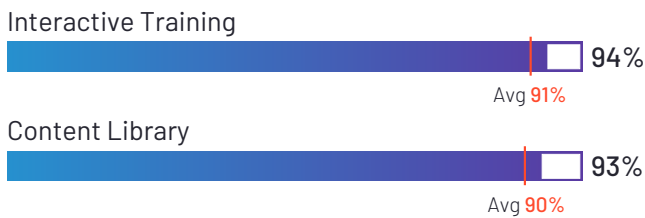
Satisfaction Ratings




Top Industries Represented



Highest-Rated Features



Lowest-Rated Features



Ownership
Carbide



HQ Location
Sydney, CA



Year Founded
2016



Employees (Listed On LinkedIn)
26



Company Website
carbidesecure.com



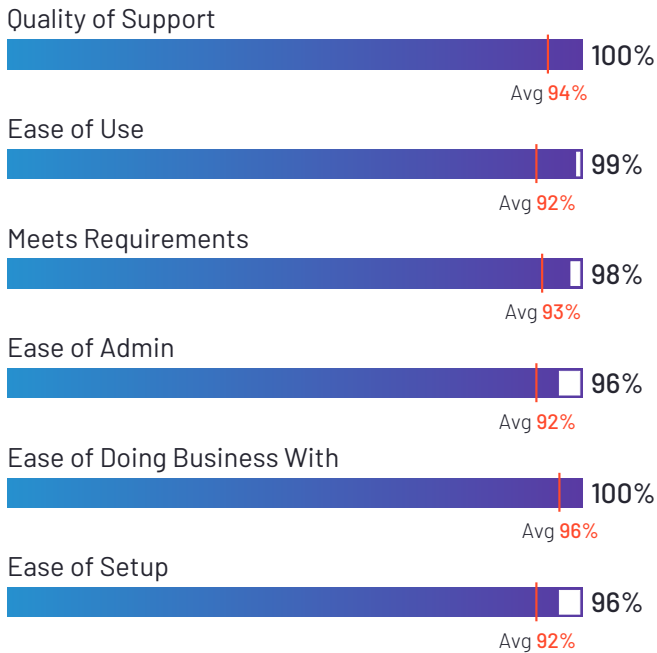
Boxphish Security Awareness and Phishing Simulation

5.0 ★★★★★ (51)




Boxphish Security Awareness and Phishing Simulation has been named a High Performer product based on having high customer Satisfaction scores and a low Market Presence compared to the rest of the category. 100% of users rated it 4 or 5 stars, 100% of users believe it is headed in the right direction, and users said they would be likely to recommend Boxphish Security Awareness and Phishing Simulation at a rate of 99%.


Satisfaction Ratings



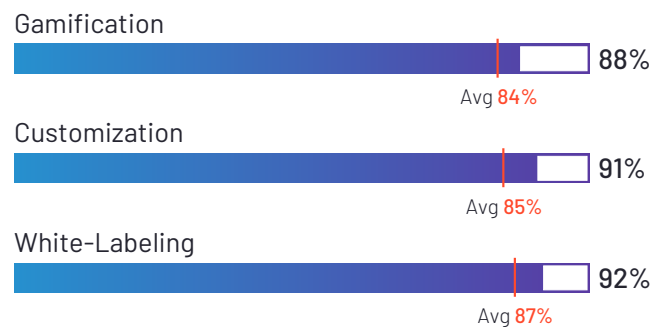
Top Industries Represented



Highest-Rated Features



Lowest-Rated Features



Ownership
Boxphish



HQ Location
Leeds, England



Year Founded
2018



Employees (Listed
On LinkedIn)
27



Company Website
boxphish.com



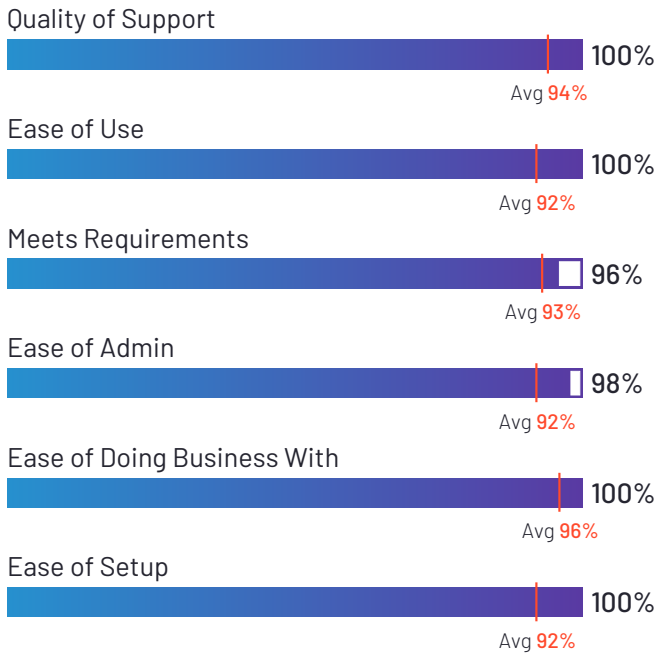
CyberHoot Cybersecurity Awareness Training

4.8 ★★★★★ (22)

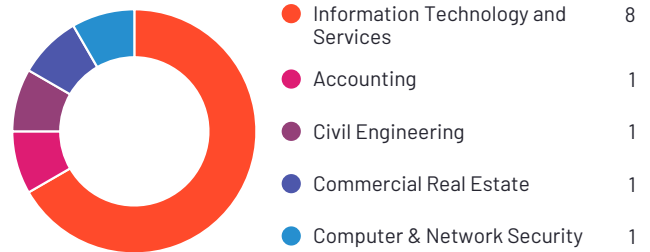


CyberHoot Cybersecurity Awareness Training has been named a High Performer product based on having high customer Satisfaction scores and a low Market Presence compared to the rest of the category. 100% of users rated it 4 or 5 stars, 93% of users believe it is headed in the right direction, and users said they would be likely to recommend CyberHoot Cybersecurity Awareness Training at a rate of 97%.

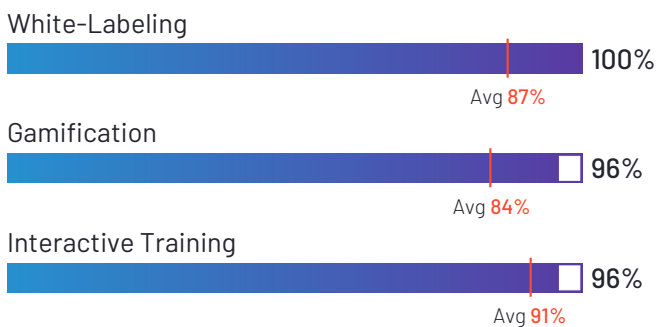
Satisfaction Ratings



Top Industries Represented



Highest-Rated Features



Lowest-Rated Features



Ownership
CyberHoot



HQ Location
Portsmouth, US



Year Founded
2015



Employees (Listed
On LinkedIn)
5



Company Website
cyberhoot.com



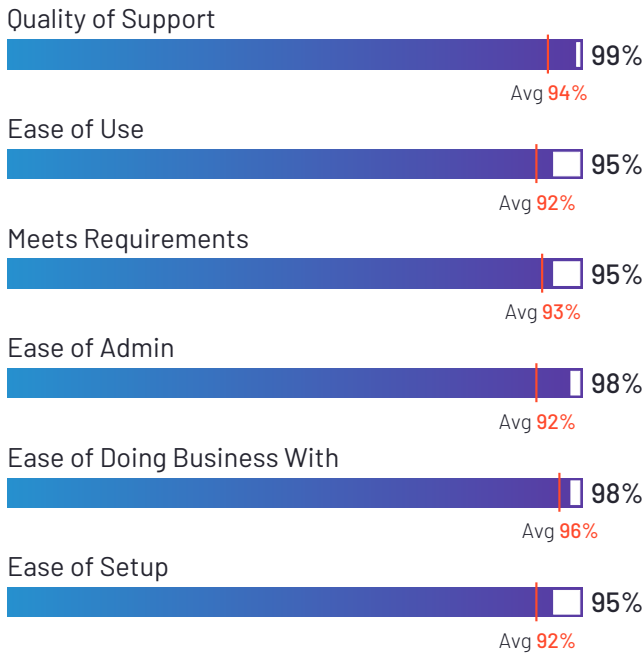
DEFENDIFY

4.7 ★★★★★ (55)

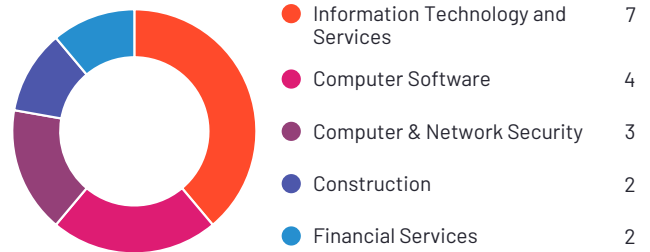


Defendify All-In-One Cybersecurity® Solution has been named a High Performer product based on having high customer Satisfaction scores and a low Market Presence compared to the rest of the category. 100% of users rated it 4 or 5 stars, 96% of users believe it is headed in the right direction, and users said they would be likely to recommend Defendify All-In-One Cybersecurity® Solution at a rate of 95%. Defendify All-In-One Cybersecurity® Solution is also in the Dark Web Monitoring, Breach and Attack Simulation (BAS), Managed Detection and Response (MDR), Penetration Testing, Website Security, Vulnerability Scanner, Incident Response, Threat Intelligence, and Vulnerability Management categories.

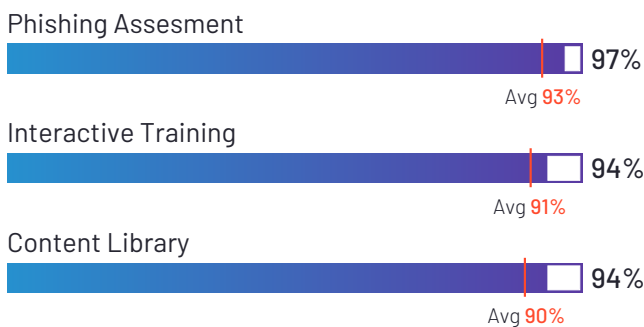
Satisfaction Ratings



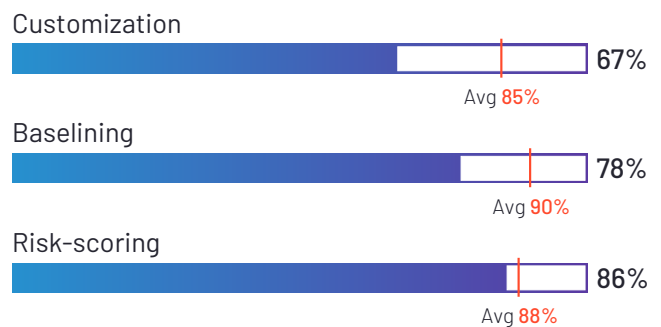
Top Industries Represented



Highest-Rated Features



Lowest-Rated Features



Ownership
Defendify



HQ Location
Portland, Maine



Year Founded
2017



Employees (Listed
On LinkedIn)
31



Company Website
defendify.com



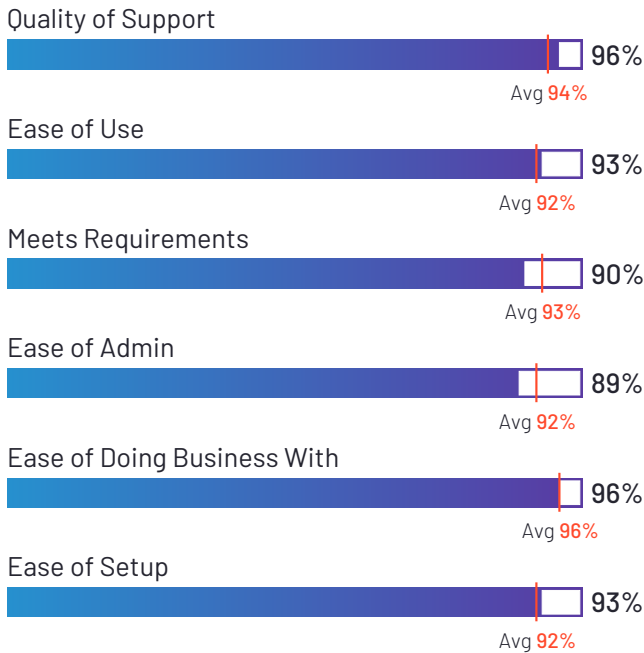
Junglemap

4.6 ★★★★★ (75)

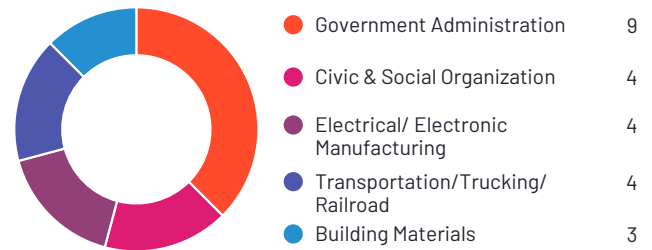


Junglemap has been named a High Performer product based on having high customer Satisfaction scores and a low Market Presence compared to the rest of the category. 100% of users rated it 4 or 5 stars, 91% of users believe it is headed in the right direction, and users said they would be likely to recommend Junglemap at a rate of 92%.

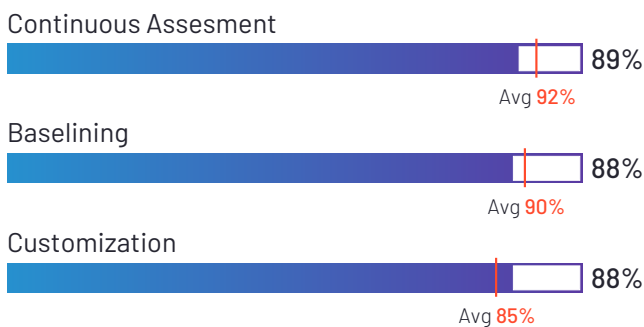
Satisfaction Ratings



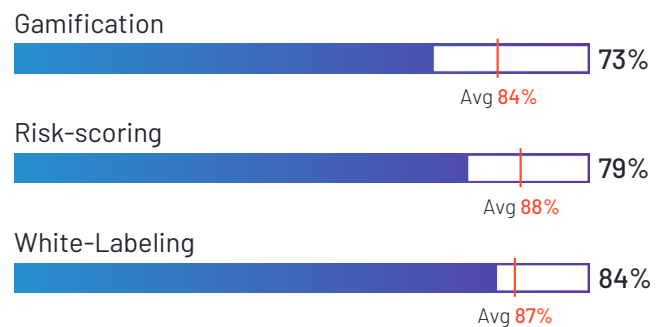
Top Industries Represented



Highest-Rated Features



Lowest-Rated Features



Ownership
Junglemap



HQ Location
Oslo, Norway



Year Founded
2002



Employees (Listed
On LinkedIn)
40



Company Website
junglemap.com



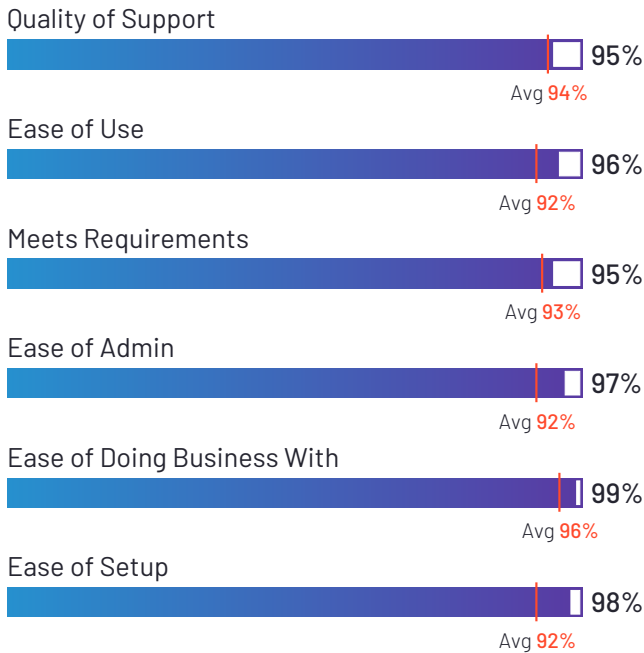
GoldPhish

4.8 ★★★★★ (33)

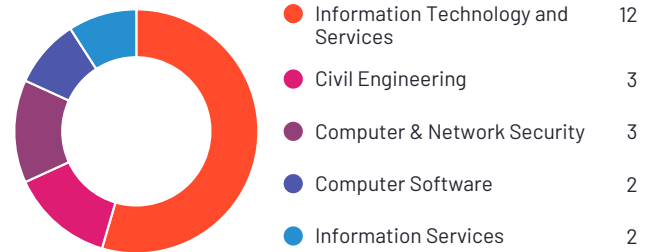


GoldPhish has been named a High Performer product based on having high customer Satisfaction scores and a low Market Presence compared to the rest of the category. 100% of users rated it 4 or 5 stars, 97% of users believe it is headed in the right direction, and users said they would be likely to recommend GoldPhish at a rate of 96%.


Satisfaction Ratings



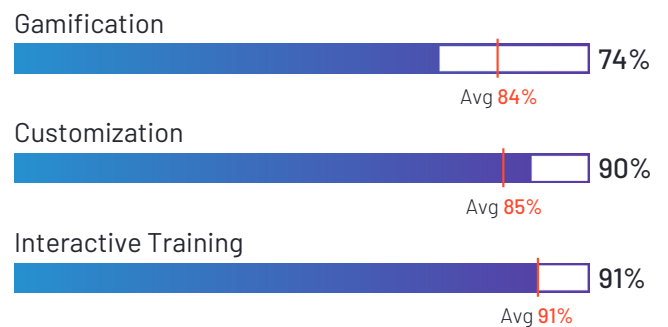
Top Industries Represented



Highest-Rated Features



Lowest-Rated Features



Ownership
GoldPhish



HQ Location
Cape Town, South Africa



Year Founded
2017



Employees (Listed On LinkedIn)
9



Company Website
goldphish.com



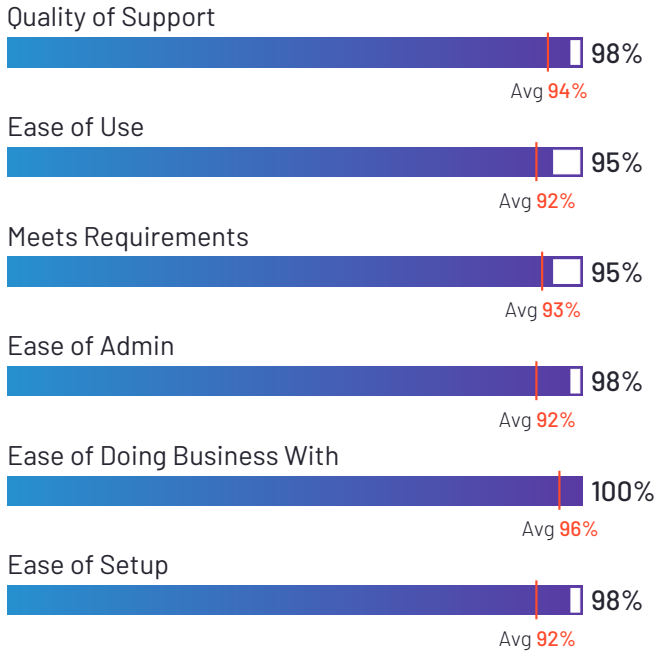
Phin Security Awareness Training

4.8 ★★★★★ (11)




Phin Security Awareness Training has been named a High Performer product based on having high customer Satisfaction scores and a low Market Presence compared to the rest of the category. 100% of users rated it 4 or 5 stars, 100% of users believe it is headed in the right direction, and users said they would be likely to recommend Phin Security Awareness Training at a rate of 95%.

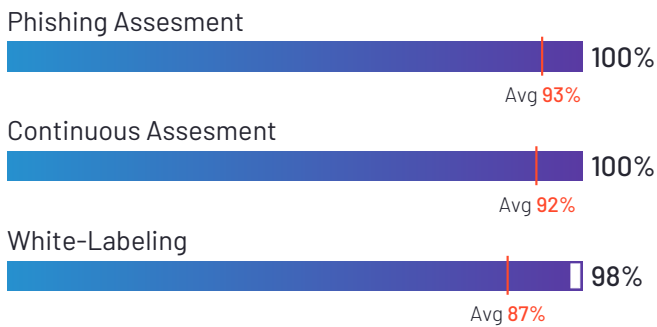
Satisfaction Ratings



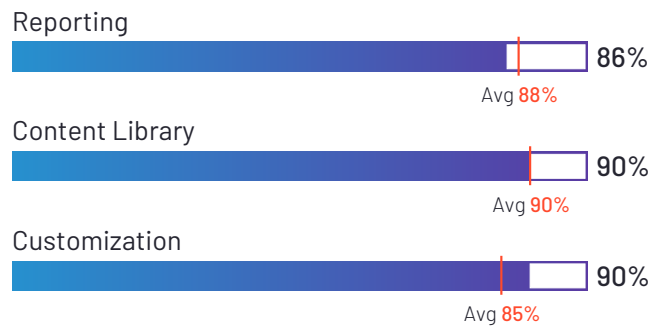
Top Industries Represented



Highest-Rated Features



Lowest-Rated Features



Ownership
Phin Security



HQ Location
Newark, Delaware



Year Founded
2019



Employees (Listed On LinkedIn)
34



Company Website
www.phinsec.io



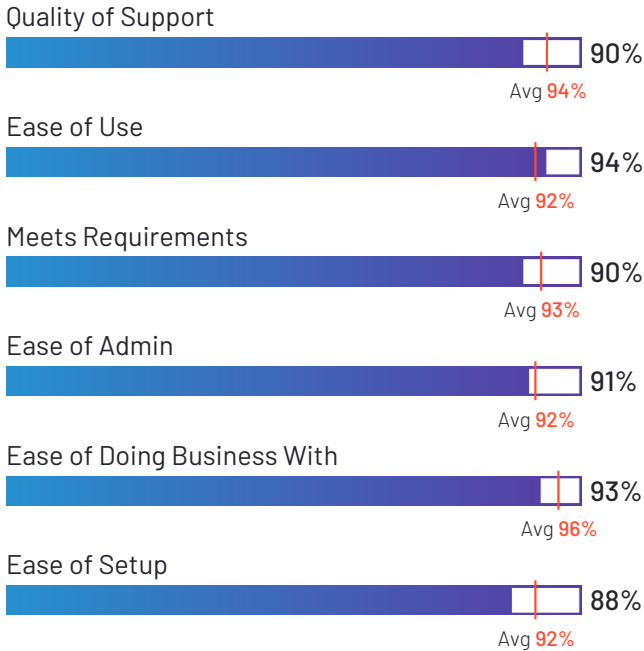
Nimblr Security Awareness

4.5 ★★★★★ (34)

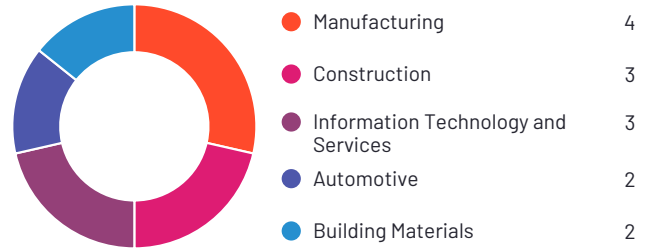


Nimblr Security Awareness has been named a High Performer product based on having high customer Satisfaction scores and a low Market Presence compared to the rest of the category. 100% of users rated it 4 or 5 stars, 97% of users believe it is headed in the right direction, and users said they would be likely to recommend Nimblr Security Awareness at a rate of 91%.

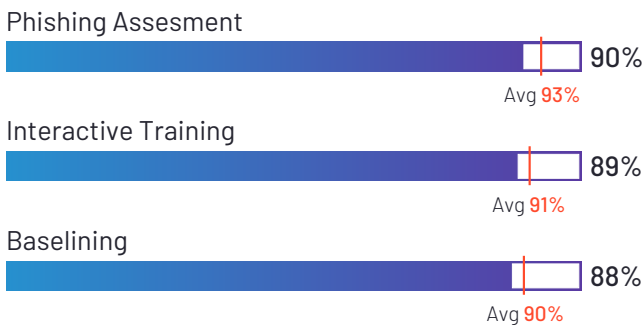
Satisfaction Ratings



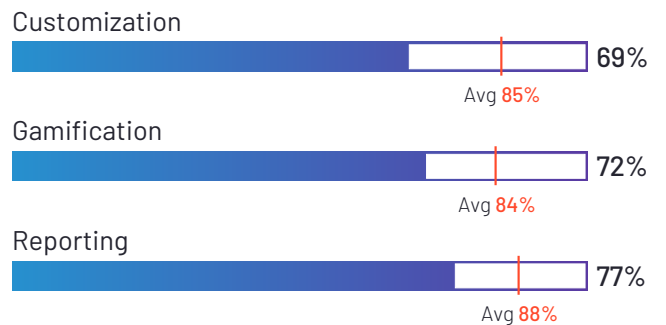
Top Industries Represented



Highest-Rated Features



Lowest-Rated Features



Ownership
Nimblr



HQ Location
Malmö, SE



Year Founded
2018



Employees (Listed
On LinkedIn)
44



Company Website
nimblrsecurity.com



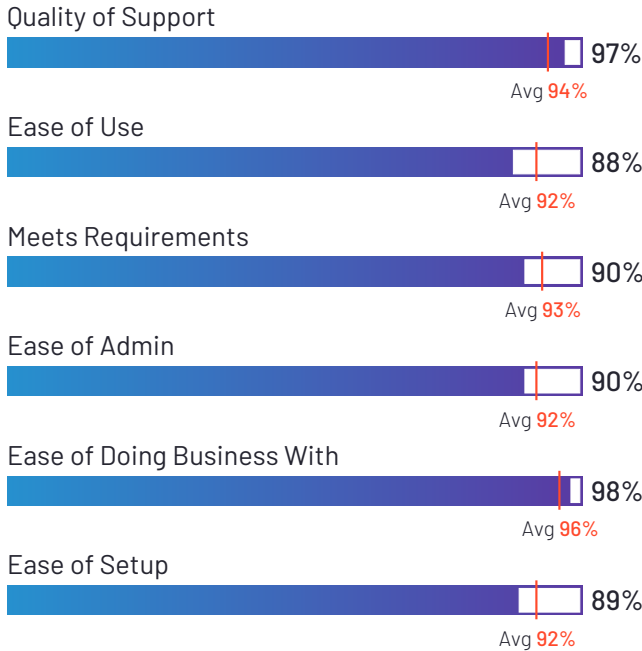
CultureAI

4.7 ★★★★★ (44)




CultureAI has been named a High Performer product based on having high customer Satisfaction scores and a low Market Presence compared to the rest of the category. 100% of users rated it 4 or 5 stars, 100% of users believe it is headed in the right direction, and users said they would be likely to recommend CultureAI at a rate of 94%.

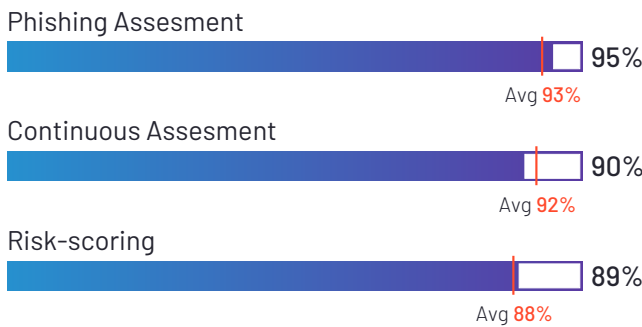
Satisfaction Ratings



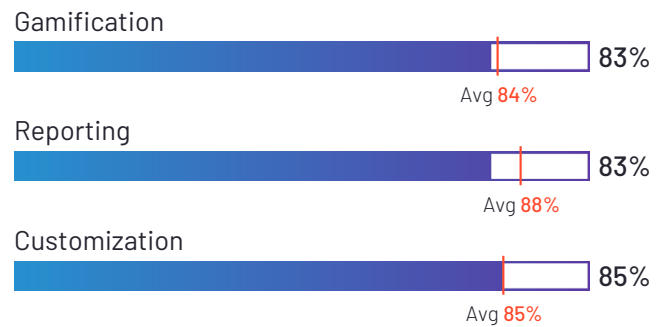
Top Industries Represented



Highest-Rated Features



Lowest-Rated Features



Ownership
CultureAI



HQ Location
Manchester, UK



Year Founded
2015



Employees (Listed On LinkedIn)
46



Company Website
www.culture.ai



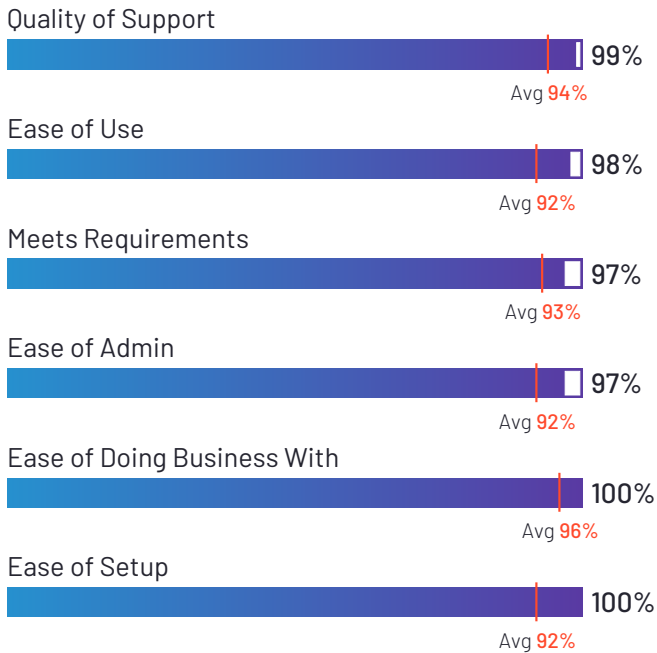
Bastion Technologies

5.0 ★★★★★ (22)

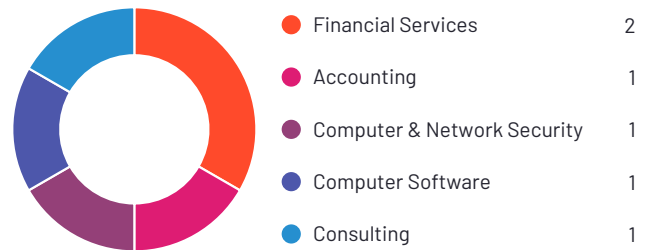


Bastion Technologies has been named a High Performer product based on having high customer Satisfaction scores and a low Market Presence compared to the rest of the category. 100% of users rated it 4 or 5 stars, 100% of users believe it is headed in the right direction, and users said they would be likely to recommend Bastion Technologies at a rate of 99%. Bastion Technologies is also in the Cloud Email Security and Endpoint Protection Suites categories.


Satisfaction Ratings



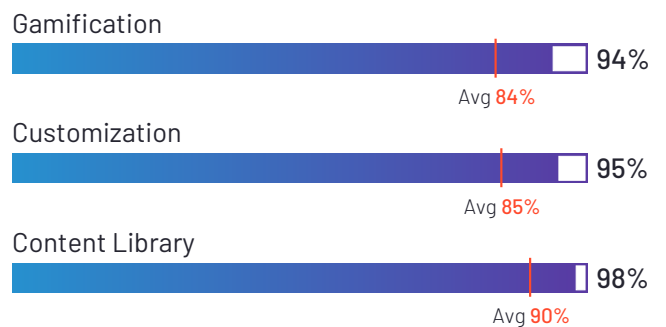
Top Industries Represented



Highest-Rated Features



Lowest-Rated Features



Ownership
Bastion Technologies



HQ Location
Paris, FR



Year Founded
2022



Employees (Listed On LinkedIn)
15



Company Website
bastion.tech



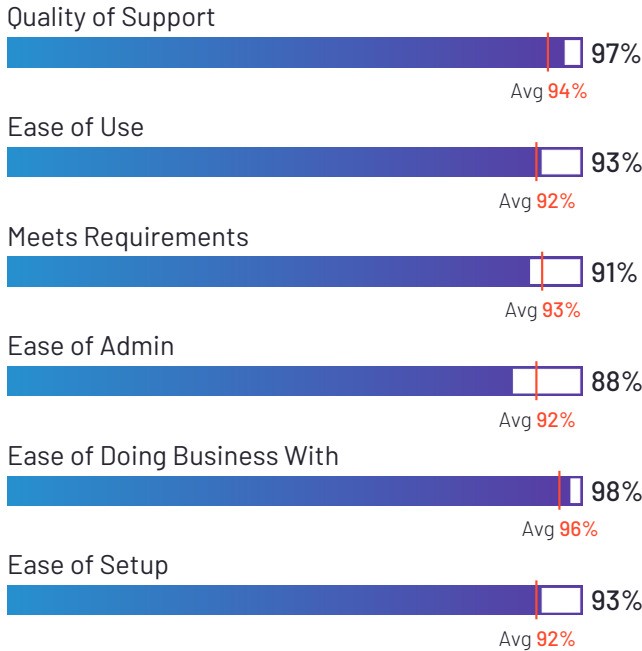
Right-Hand Cybersecurity

4.8 ★★★★★ (17)



Right-Hand Cybersecurity has been named a High Performer product based on having high customer Satisfaction scores and a low Market Presence compared to the rest of the category. 100% of users rated it 4 or 5 stars, 100% of users believe it is headed in the right direction, and users said they would be likely to recommend Right-Hand Cybersecurity at a rate of 95%.

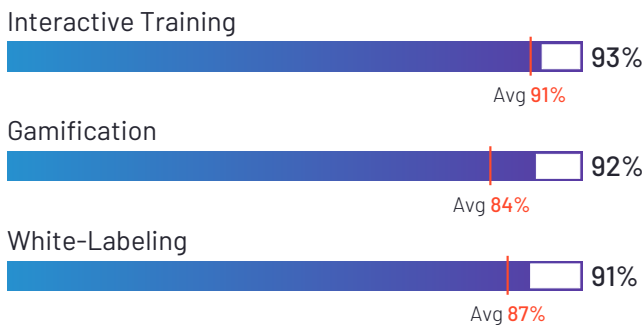
Satisfaction Ratings



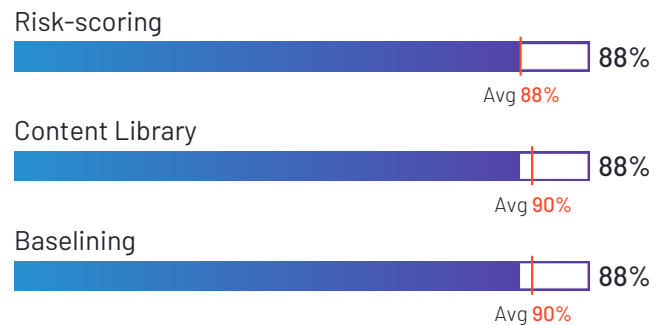
Top Industries Represented



Highest-Rated Features



Lowest-Rated Features



Ownership
Right-Hand Cybersecurity



HQ Location
Lewes, Delaware



Year Founded
2019



Employees (Listed On LinkedIn)
46



Company Website
right-hand.ai



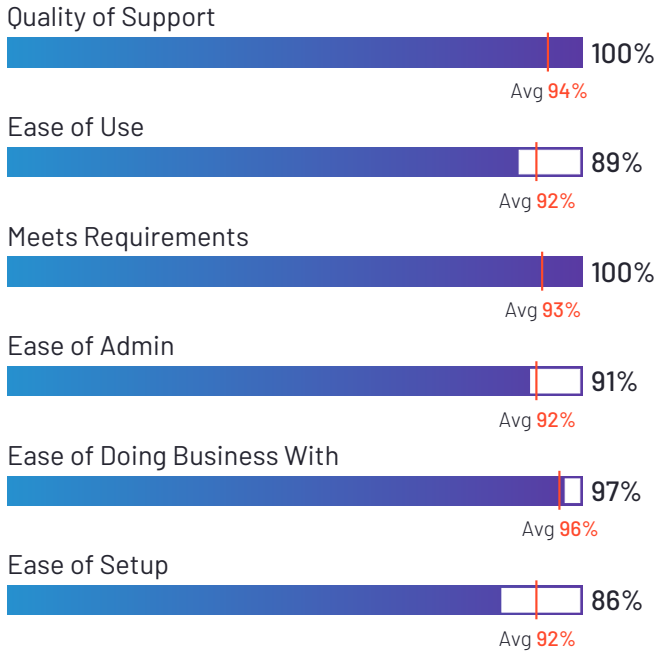
Global Learning Systems

4.9 ★★★★★ (10)




Global Learning Systems has been named a High Performer product based on having high customer Satisfaction scores and a low Market Presence compared to the rest of the category. 100% of users rated it 4 or 5 stars, 80% of users believe it is headed in the right direction, and users said they would be likely to recommend Global Learning Systems at a rate of 98%.

Satisfaction Ratings



Top Industries Represented



Ownership
Global Learning Systems



HQ Location
Columbia, MD



Year Founded
2000



Employees (Listed On LinkedIn)
26



Company Website
globallearningsystems.com



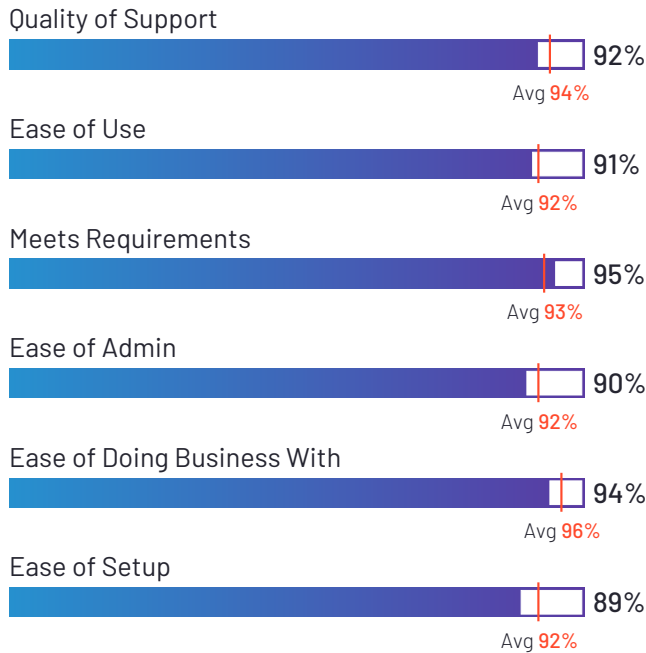
Phished

4.6 ★★★★★ (39)

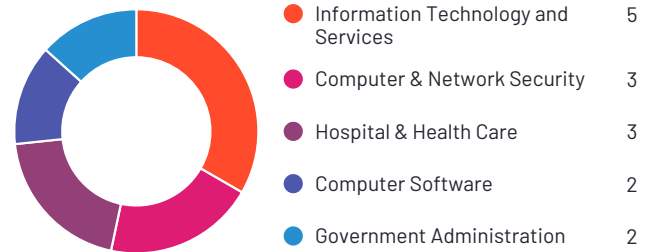


Phished has been named a High Performer product based on having high customer Satisfaction scores and a low Market Presence compared to the rest of the category. 100% of users rated it 4 or 5 stars, 100% of users believe it is headed in the right direction, and users said they would be likely to recommend Phished at a rate of 92%.

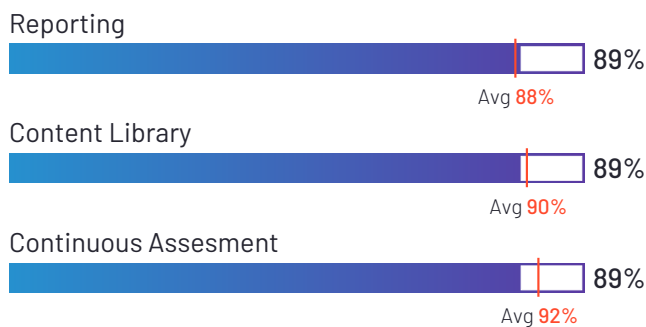
Satisfaction Ratings



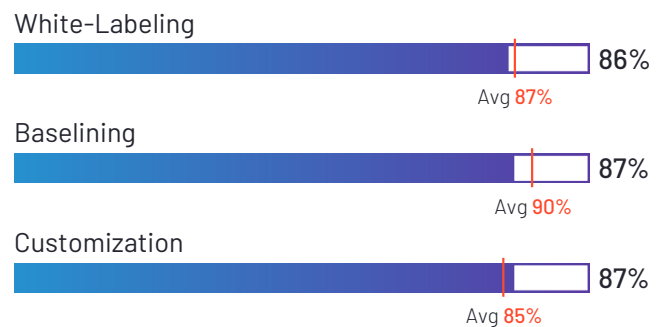
Top Industries Represented



Highest-Rated Features



Lowest-Rated Features



Ownership
Phished



HQ Location
Leuven, Vlaanderen



Year Founded
2018



Employees (Listed
On LinkedIn)
50



Company Website
phished.io



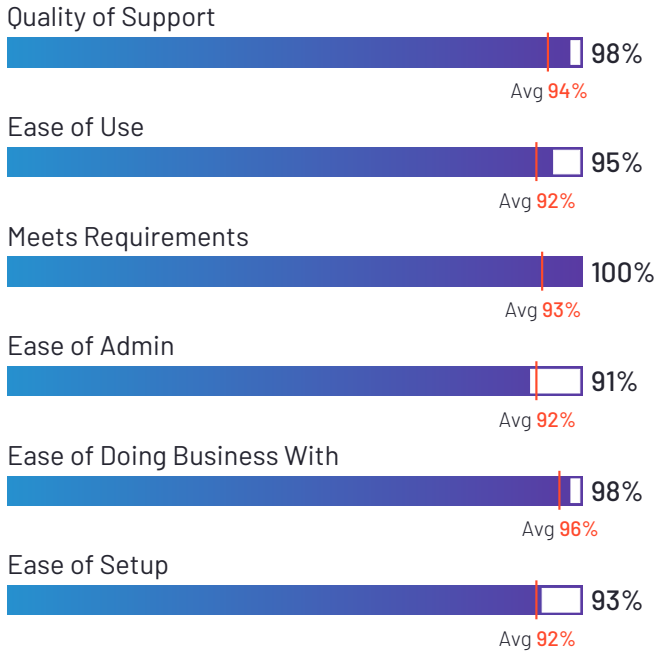
cyberconIQ Cyber Awareness Training

4.9 ★★★★★ (11)

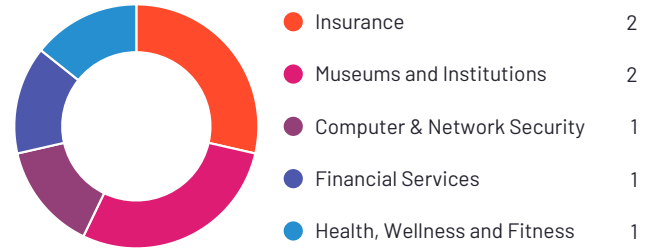


cyberconIQ Cyber Awareness Training has been named a High Performer product based on having high customer Satisfaction scores and a low Market Presence compared to the rest of the category. 100% of users rated it 4 or 5 stars, 100% of users believe it is headed in the right direction, and users said they would be likely to recommend cyberconIQ Cyber Awareness Training at a rate of 97%.

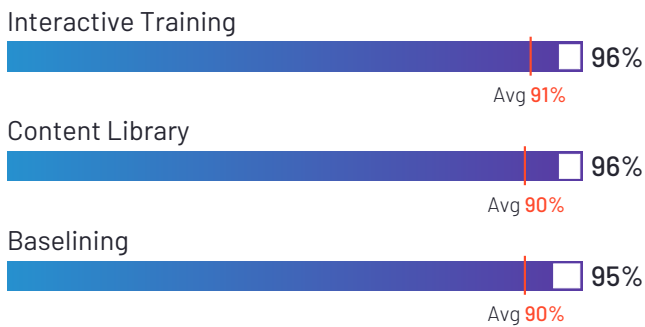
Satisfaction Ratings



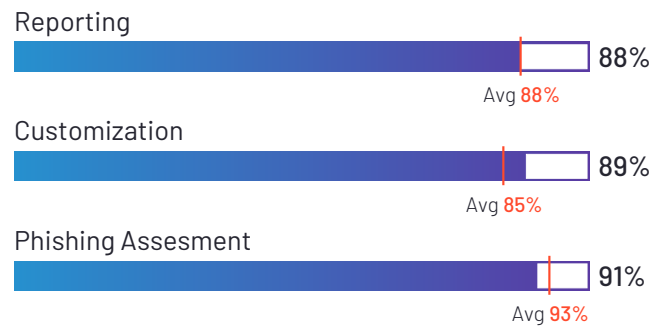
Top Industries Represented



Highest-Rated Features



Lowest-Rated Features



Ownership
cyberconIQ



HQ Location
York, US



Year Founded
2019



Employees (Listed
On LinkedIn)
17



Company Website
cyberconiq.com

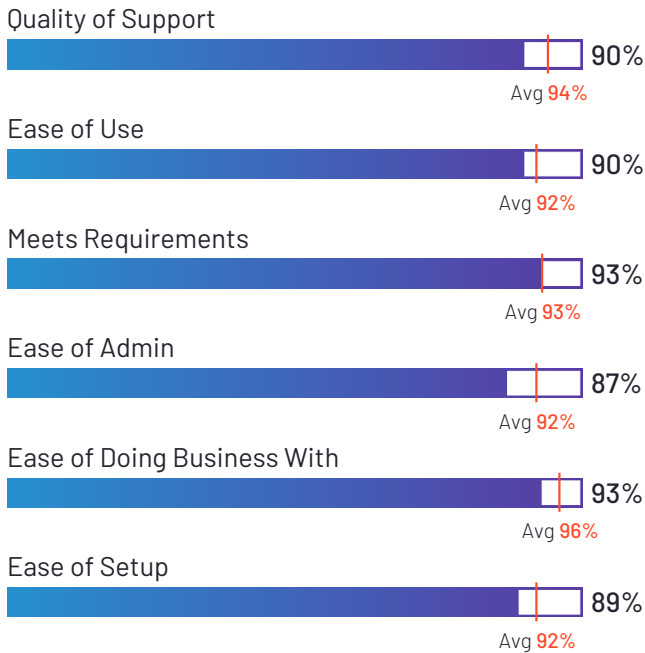


Proofpoint Security Awareness Training

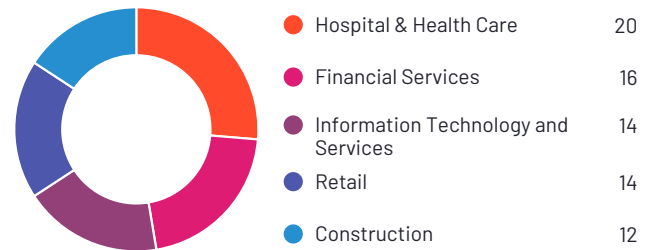
4.5 ★★★★★ (250)

Proofpoint Security Awareness Training has been named a Contender product based on having a relatively low customer Satisfaction score and large Market Presence compared to the rest of the category. While they may have positive reviews, they do not have enough reviews to validate those ratings. 96% of users rated it 4 or 5 stars, 92% of users believe it is headed in the right direction, and users said they would be likely to recommend Proofpoint Security Awareness Training at a rate of 90%.

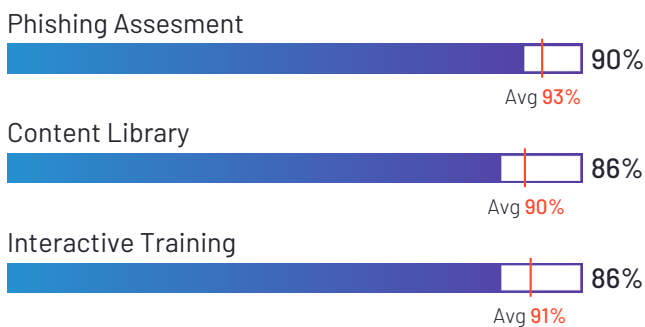
Satisfaction Ratings



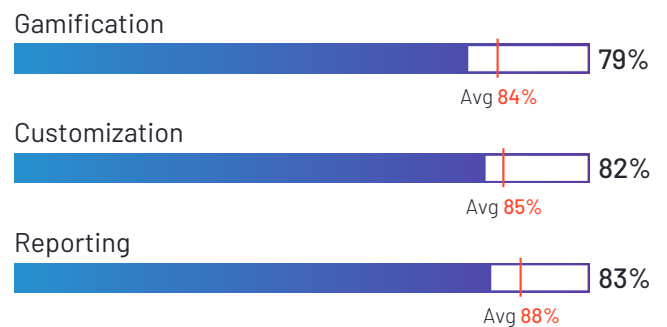
Top Industries Represented



Highest-Rated Features



Lowest-Rated Features



Ownership
ProofPoint



HQ Location
Sunnyvale, CA



Year Founded
2002



Employees (Listed On LinkedIn)
4,653



Company Website
proofpoint.com

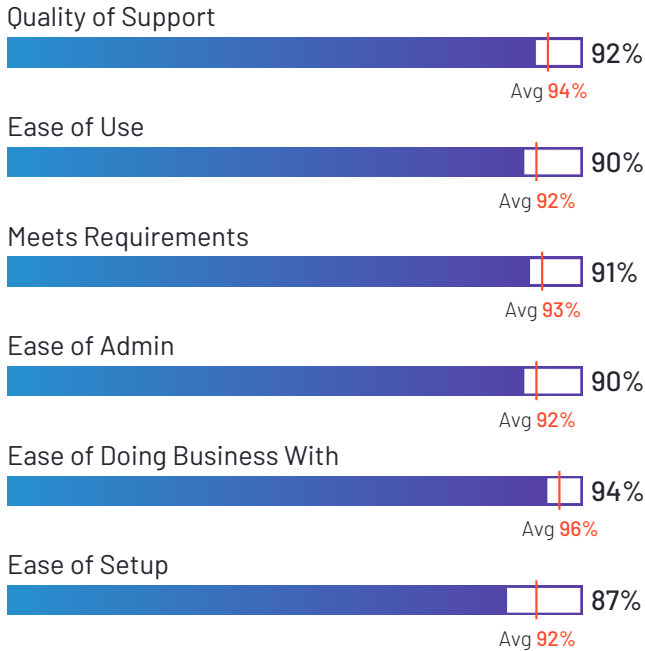


SANS Security Awareness

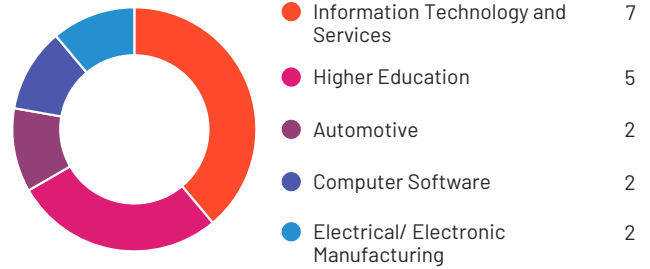
4.5 ★★★★★ (31)

SANS Security Awareness has been named a Contender product based on having a relatively low customer Satisfaction score and large Market Presence compared to the rest of the category. While they may have positive reviews, they do not have enough reviews to validate those ratings. 90% of users rated it 4 or 5 stars, 91% of users believe it is headed in the right direction, and users said they would be likely to recommend SANS Security Awareness at a rate of 89%.


Satisfaction Ratings



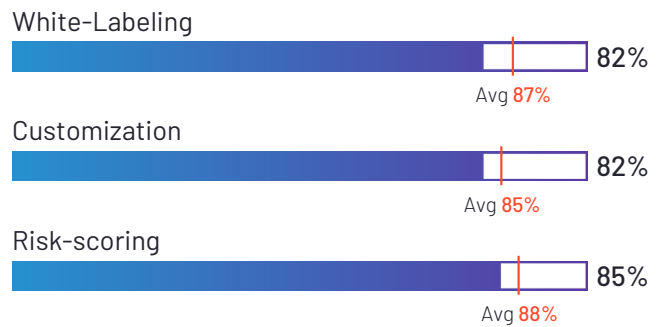
Top Industries Represented



Highest-Rated Features



Lowest-Rated Features



Ownership
SANS Institute



HQ Location
Rockville, US



Year Founded
1989



Employees (Listed On LinkedIn)
1,581



Company Website
www.sans.org

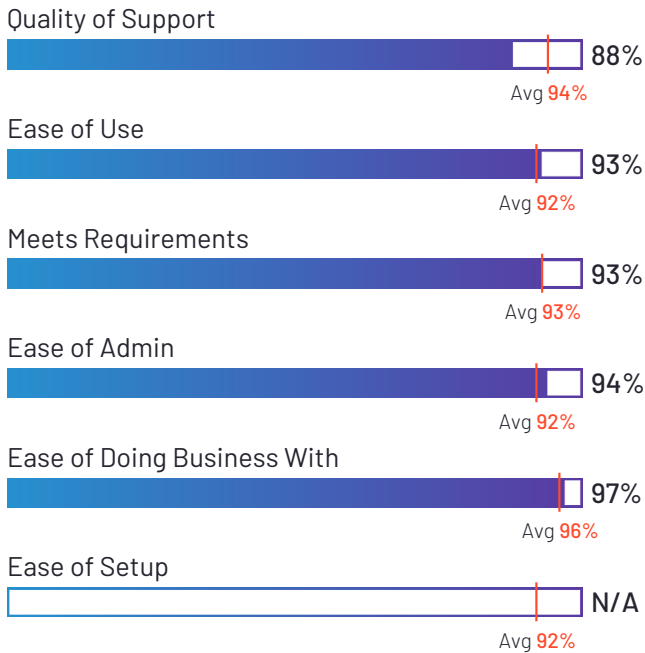


Immersive Labs

4.7 ★★★★★ (91)

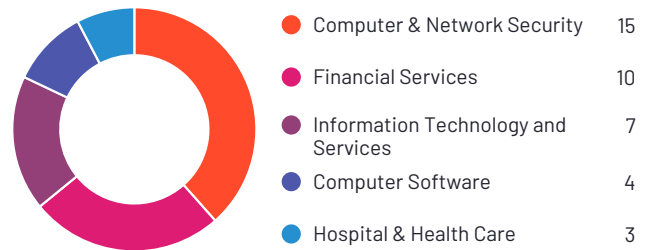
Immersive Labs has been named a Contender product based on having a relatively low customer Satisfaction score and large Market Presence compared to the rest of the category. While they may have positive reviews, they do not have enough reviews to validate those ratings. 98% of users rated it 4 or 5 stars, 97% of users believe it is headed in the right direction, and users said they would be likely to recommend Immersive Labs at a rate of 92%. Immersive Labs is also in the Secure Code Training, Technical Skills Development, Online Course Providers, and Cybersecurity Professional Development categories.

Satisfaction Ratings

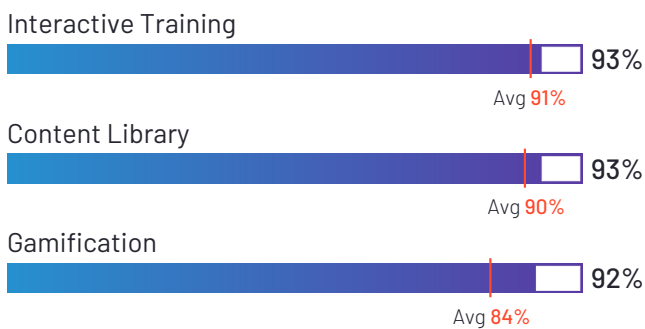


*N/A is displayed when fewer than five responses were received for the question.

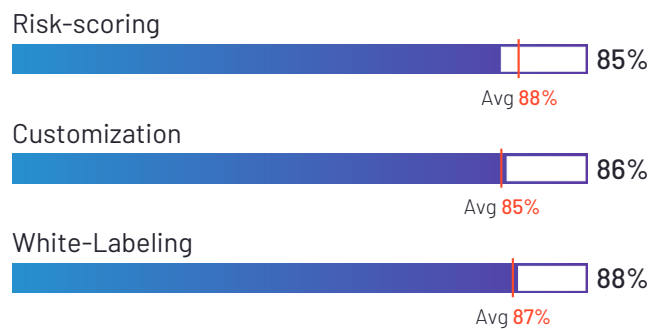
Top Industries Represented



Highest-Rated Features



Lowest-Rated Features



Ownership
Immersive Labs



HQ Location
Bristol



Year Founded
2017



Employees (Listed On LinkedIn)
321



Company Website
immersivelabs.com

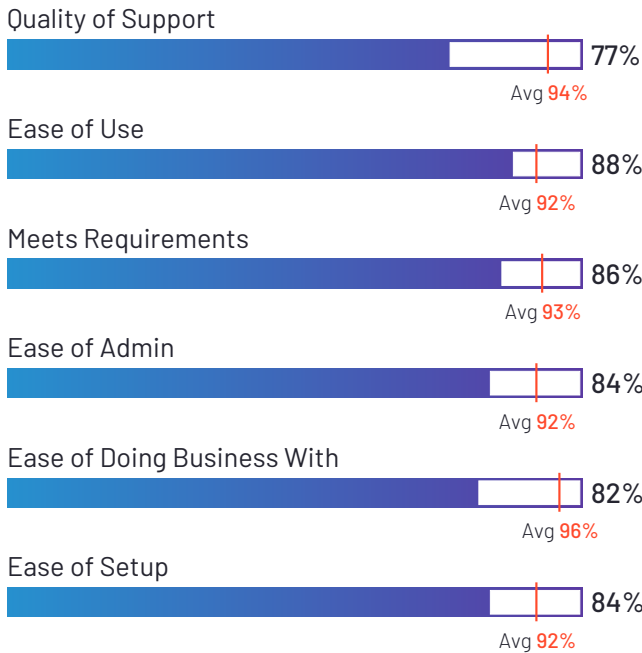


mimecast

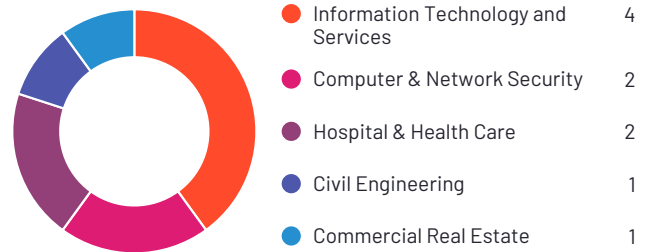
3.8 ★★★★★ (18)

Mimecast Security Awareness Training has been named a Contender product based on having a relatively low customer Satisfaction score and large Market Presence compared to the rest of the category. While they may have positive reviews, they do not have enough reviews to validate those ratings. 81% of users rated it 4 or 5 stars, 83% of users believe it is headed in the right direction, and users said they would be likely to recommend Mimecast Security Awareness Training at a rate of 76%.

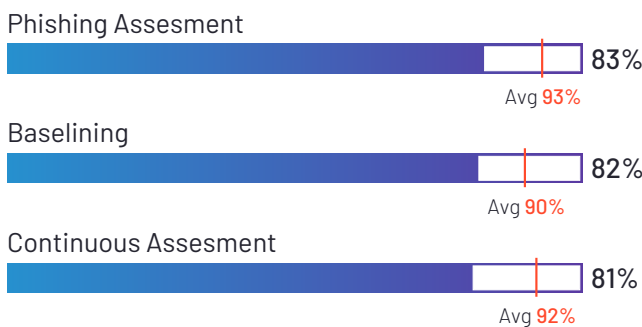
Satisfaction Ratings



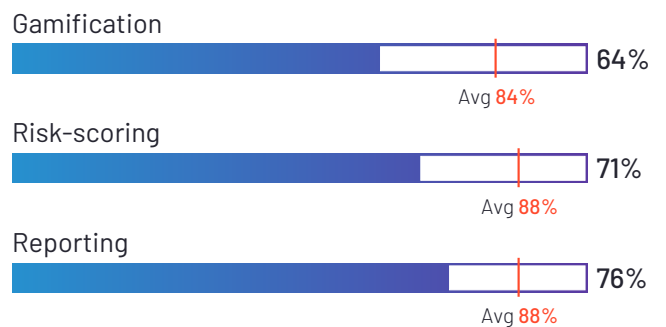
Top Industries Represented



Highest-Rated Features



Lowest-Rated Features



Ownership
Mimecast



HQ Location
London



Year Founded
2003



Employees (Listed On LinkedIn)
2,500



Company Website
mimecast.com

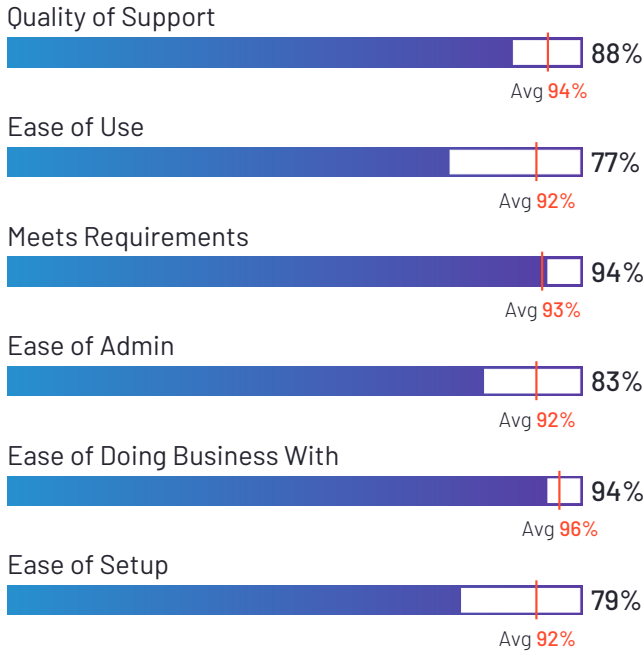


Barracuda Security Awareness Training

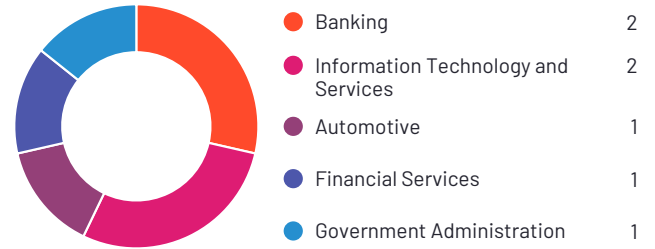
4.3 ★★★★★ (13)

Barracuda Security Awareness Training has been named a Contender product based on having a relatively low customer Satisfaction score and large Market Presence compared to the rest of the category. While they may have positive reviews, they do not have enough reviews to validate those ratings. 92% of users rated it 4 or 5 stars, 92% of users believe it is headed in the right direction, and users said they would be likely to recommend Barracuda Security Awareness Training at a rate of 87%.

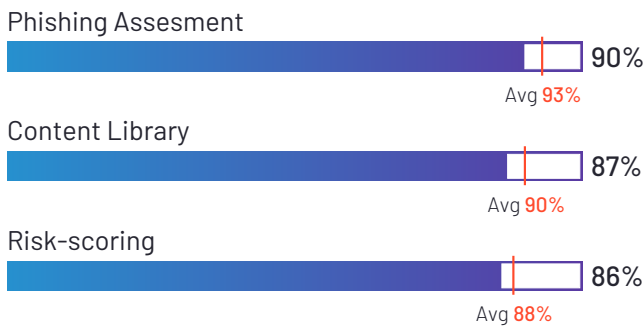
Satisfaction Ratings



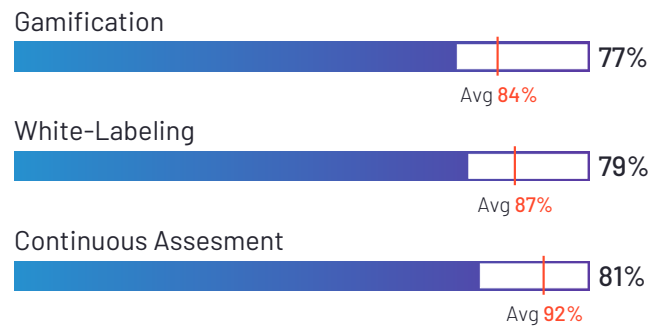
Top Industries Represented



Highest-Rated Features



Lowest-Rated Features



Ownership
Barracuda



HQ Location
Campbell, CA



Year Founded
2002



Employees (Listed On LinkedIn)
2,211



Company Website
barracuda.com

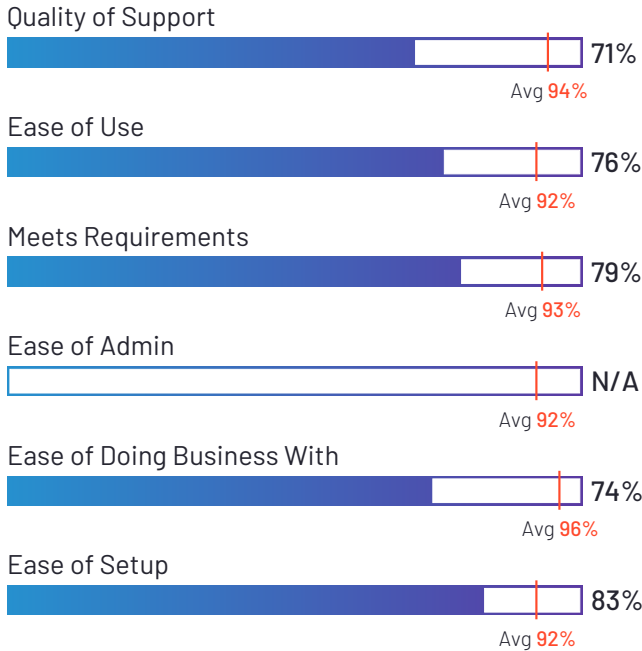


Symantec Phishing Readiness

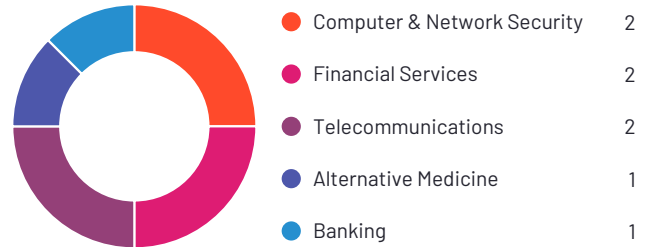
4.4 ★★★★★ (13)

Symantec Phishing Readiness has been named a Contender product based on having a relatively low customer Satisfaction score and large Market Presence compared to the rest of the category. While they may have positive reviews, they do not have enough reviews to validate those ratings. 100% of users rated it 4 or 5 stars, 83% of users believe it is headed in the right direction, and users said they would be likely to recommend Symantec Phishing Readiness at a rate of 88%.

Satisfaction Ratings



Top Industries Represented



*N/A is displayed when fewer than five responses were received for the question.

<p>Ownership Broadcom</p>	<p>HQ Location San Jose, CA</p>	<p>Year Founded 1991</p>	<p>Employees (Listed On LinkedIn) 51,094</p>	<p>Company Website broadcom.com</p>
--------------------------------------	--	-------------------------------------	---	---

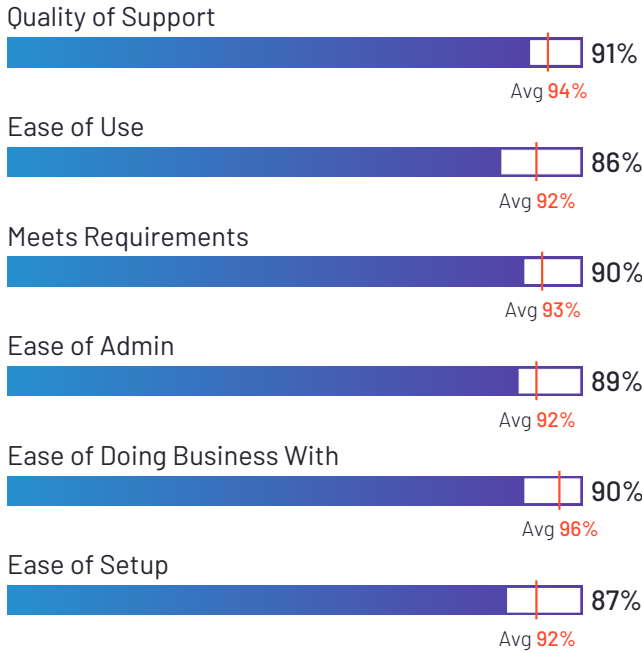


BullPhish ID


4.3 ★★★★★ (64)

BullPhish ID has been named a Niche product based on having a relatively low Satisfaction score and low Market Presence compared to the rest of the category. While they may have positive reviews, they do not have enough reviews to validate those ratings. 89% of users rated it 4 or 5 stars, 89% of users believe it is headed in the right direction, and users said they would be likely to recommend BullPhish ID at a rate of 86%.

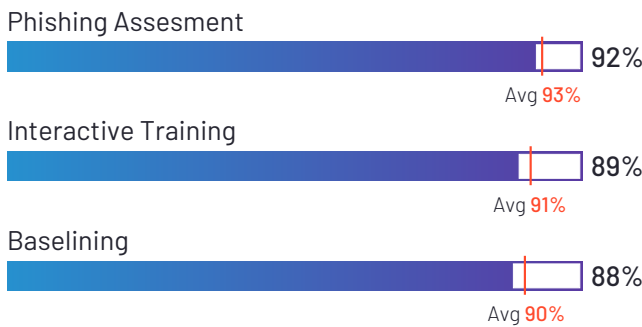
Satisfaction Ratings



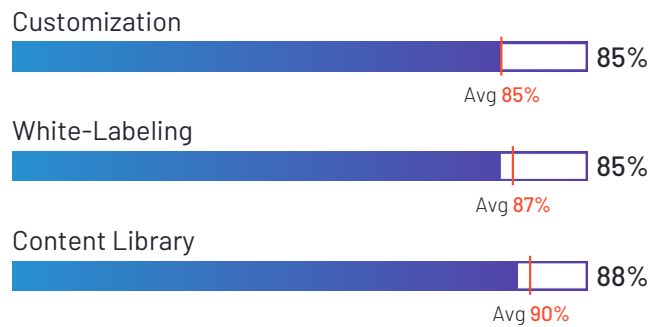
Top Industries Represented



Highest-Rated Features



Lowest-Rated Features



Ownership
Kaseya



HQ Location
Miami, FL



Year Founded
2000



Employees (Listed On LinkedIn)
4,644



Company Website
www.kaseya.com

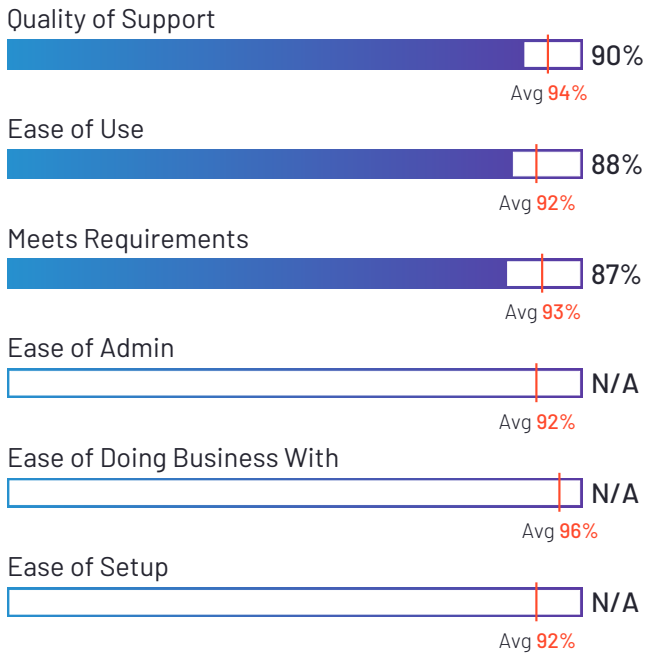


ThreatAdvice Cybersecurity Education

4.0 ★★★★★ (38)

ThreatAdvice Cybersecurity Education has been named a Niche product based on having a relatively low Satisfaction score and low Market Presence compared to the rest of the category. While they may have positive reviews, they do not have enough reviews to validate those ratings. 78% of users rated it 4 or 5 stars, 81% of users believe it is headed in the right direction, and users said they would be likely to recommend ThreatAdvice Cybersecurity Education at a rate of 81%.

Satisfaction Ratings

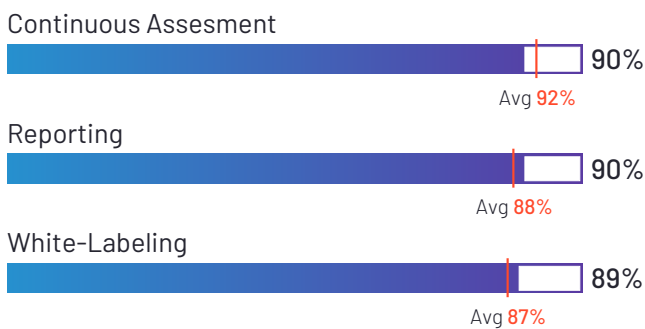


*N/A is displayed when fewer than five responses were received for the question.

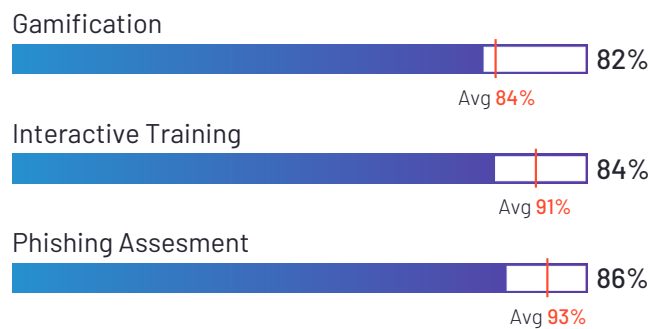
Top Industries Represented



Highest-Rated Features



Lowest-Rated Features



Ownership
NXTsoft



HQ Location
Birmingham,
Alabama



**Employees (Listed
On LinkedIn)**
76



Company Website
nxtsoft.com

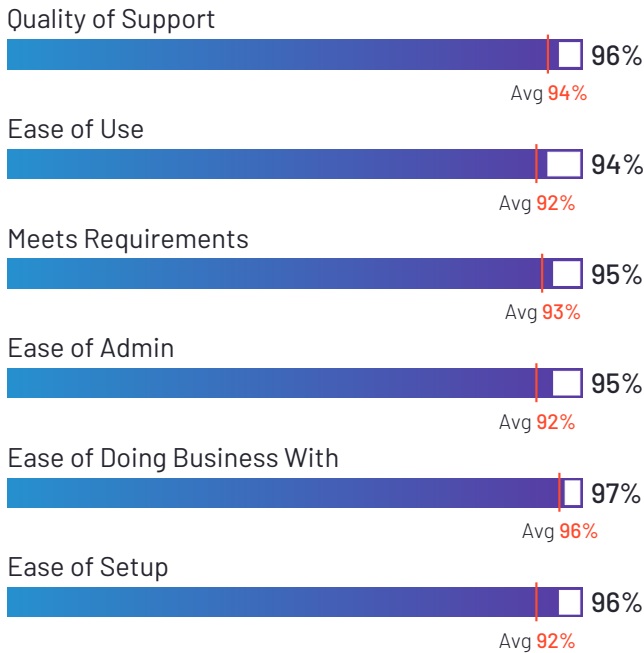


Hook Security

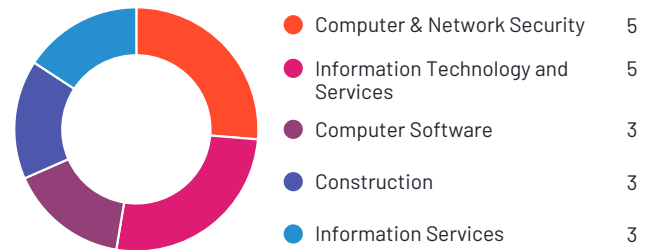
4.6 ★★★★★ (55)

Hook Security has been named a Niche product based on having a relatively low Satisfaction score and low Market Presence compared to the rest of the category. While they may have positive reviews, they do not have enough reviews to validate those ratings. 98% of users rated it 4 or 5 stars, 94% of users believe it is headed in the right direction, and users said they would be likely to recommend Hook Security: Security Awareness Training at a rate of 93%.

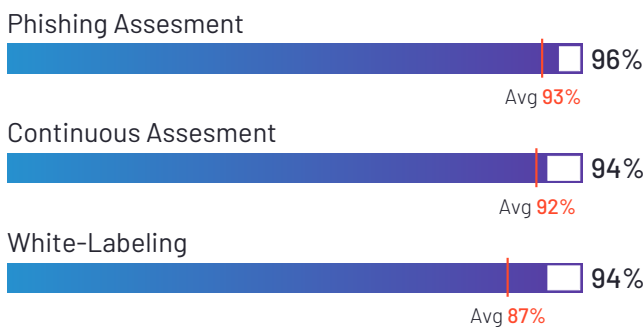
Satisfaction Ratings



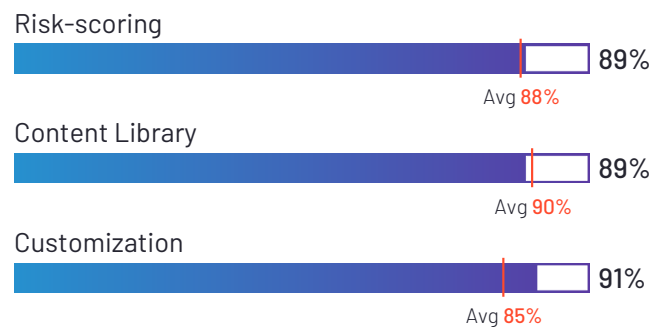
Top Industries Represented



Highest-Rated Features



Lowest-Rated Features



Ownership
Hook Security



HQ Location
Greenville, South Carolina



Year Founded
2019



Employees (Listed On LinkedIn)
21



Company Website
hooksecurity.co

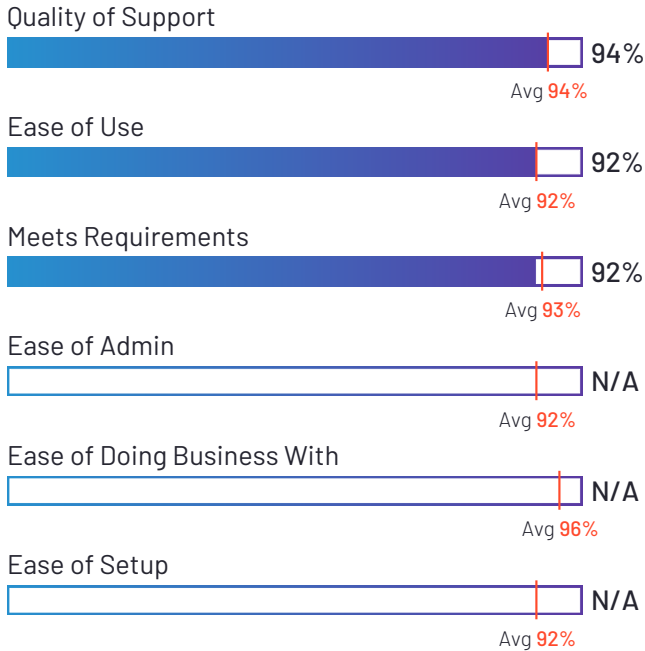


Secure Code Warrior

4.4 ★★★★★ (28)


Secure Code Warrior has been named a Niche product based on having a relatively low Satisfaction score and low Market Presence compared to the rest of the category. While they may have positive reviews, they do not have enough reviews to validate those ratings. 94% of users rated it 4 or 5 stars, 83% of users believe it is headed in the right direction, and users said they would be likely to recommend Secure Code Warrior at a rate of 90%. Secure Code Warrior is also in the Secure Code Training category.

Satisfaction Ratings

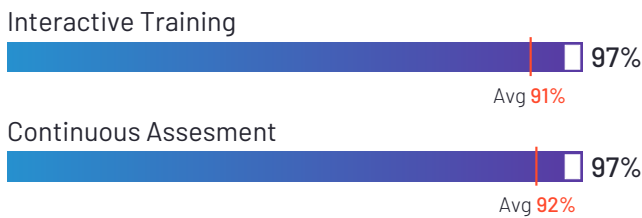


*N/A is displayed when fewer than five responses were received for the question.

Top Industries Represented



Highest-Rated Features



Lowest-Rated Features



<p>Ownership Secure Code Warrior</p>	<p>HQ Location Chippendale, New South Wales</p>	<p>Year Founded 2015</p>	<p>Employees (Listed On LinkedIn) 233</p>	<p>Company Website securecodewarrior.com</p>
---	--	-------------------------------------	--	---

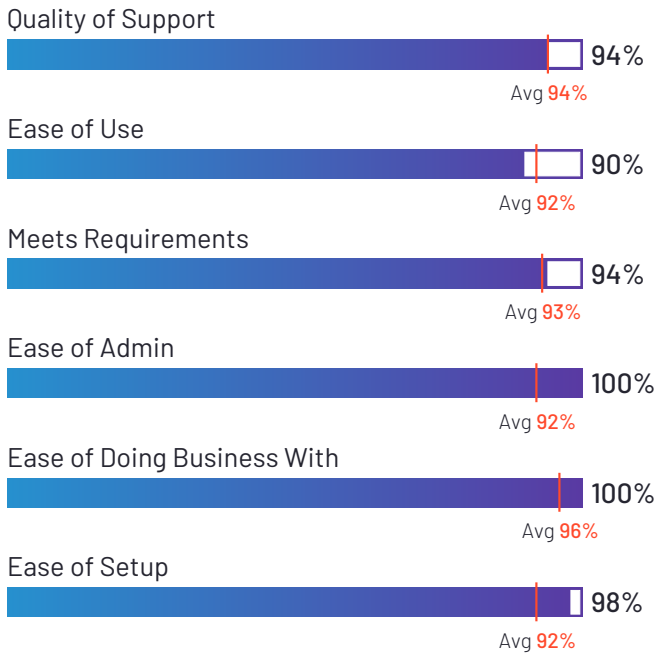


Security Journey

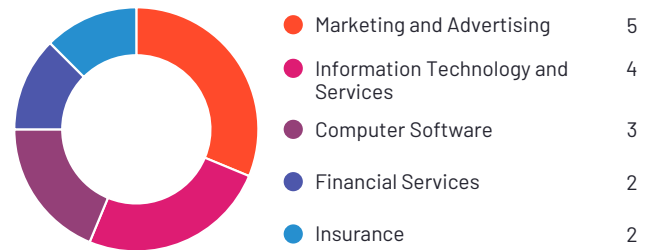
4.6 ★★★★★ (31)

Security Journey has been named a Niche product based on having a relatively low Satisfaction score and low Market Presence compared to the rest of the category. While they may have positive reviews, they do not have enough reviews to validate those ratings. 96% of users rated it 4 or 5 stars, 100% of users believe it is headed in the right direction, and users said they would be likely to recommend Security Journey at a rate of 92%. Security Journey is also in the Secure Code Training category.

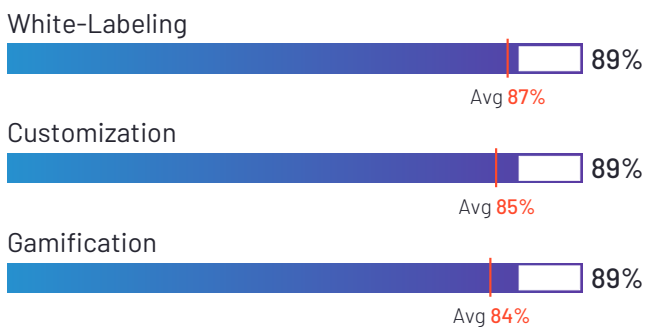
Satisfaction Ratings



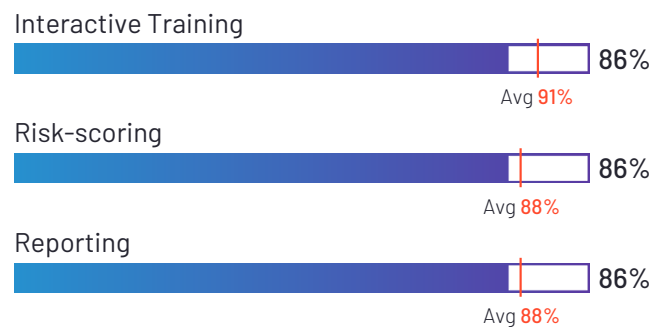
Top Industries Represented



Highest-Rated Features



Lowest-Rated Features



Ownership
Security Journey



HQ Location
Pittsburgh, PA



Year Founded
2016



Employees (Listed On LinkedIn)
52



Company Website
securityjourney.com

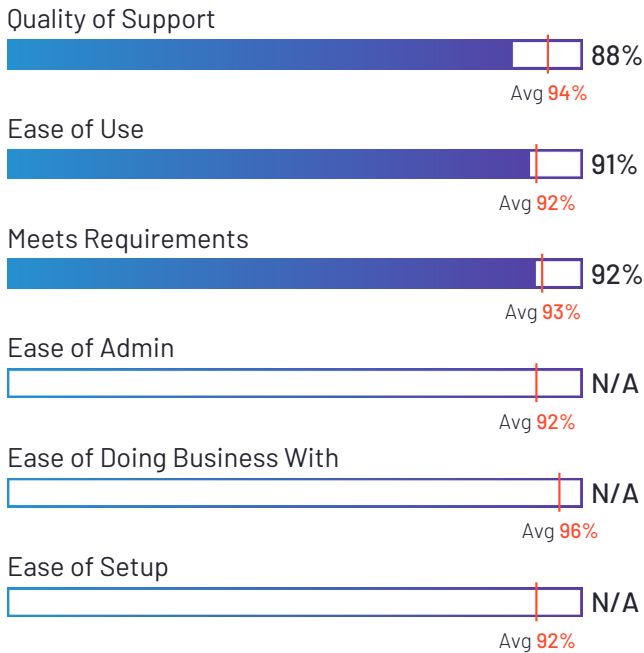


CyberVista

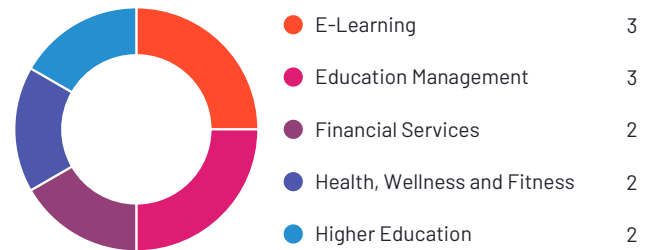
4.0 ★★★★★ (33)

CyberVista has been named a Niche product based on having a relatively low Satisfaction score and low Market Presence compared to the rest of the category. While they may have positive reviews, they do not have enough reviews to validate those ratings. 88% of users rated it 4 or 5 stars, 67% of users believe it is headed in the right direction, and users said they would be likely to recommend CyberVista at a rate of 80%. CyberVista is also in the eLearning Content, Technical Skills Development, and Online Course Providers categories.

Satisfaction Ratings



Top Industries Represented



*N/A is displayed when fewer than five responses were received for the question.

<p>Ownership CyberVista</p>	<p>HQ Location Arlington, Virginia</p>	<p>Year Founded 2016</p>	<p>Employees (Listed On LinkedIn) 35</p>	<p>Company Website cybervista.net</p>
--	---	-------------------------------------	---	---

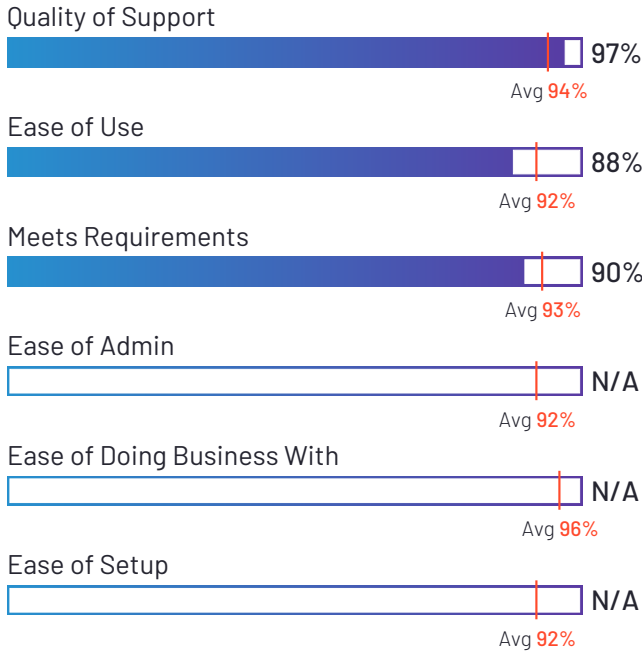


Avatao

4.8 ★★★★★ (55)


Avatao has been named a Niche product based on having a relatively low Satisfaction score and low Market Presence compared to the rest of the category. While they may have positive reviews, they do not have enough reviews to validate those ratings. 100% of users rated it 4 or 5 stars, 89% of users believe it is headed in the right direction, and users said they would be likely to recommend Avatao at a rate of 96%. Avatao is also in the Secure Code Training category.

Satisfaction Ratings

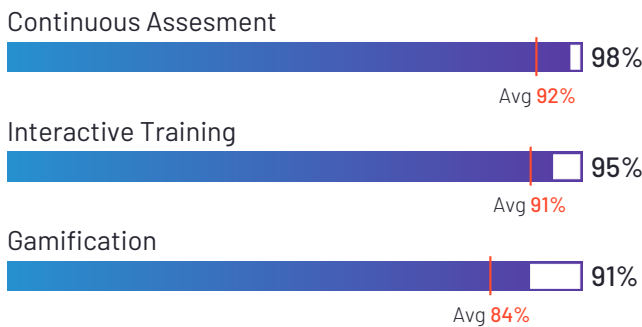


*N/A is displayed when fewer than five responses were received for the question.

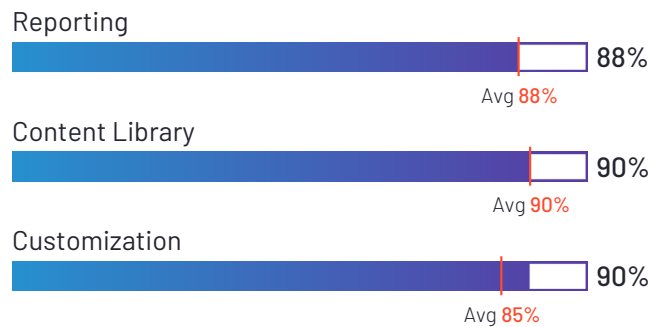
Top Industries Represented



Highest-Rated Features



Lowest-Rated Features



Ownership
Avatao



HQ Location
Budapest, Hungary



Year Founded
2014



Employees (Listed
On LinkedIn)
13



Company Website
avatao.com

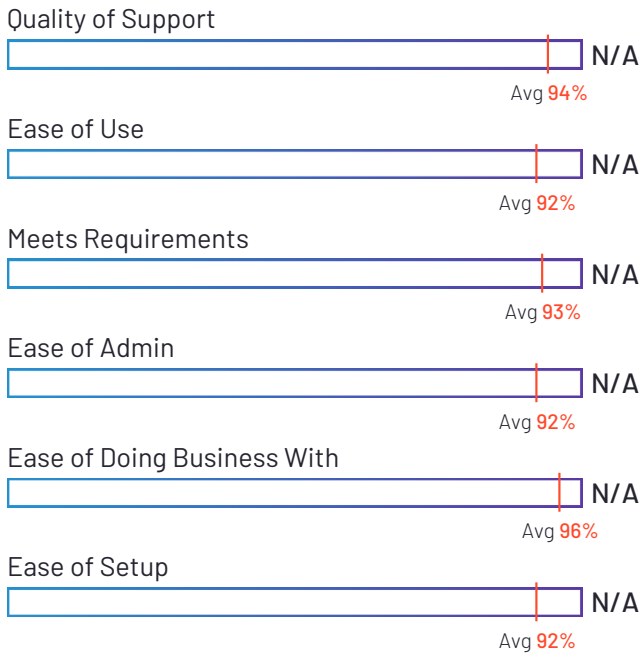
Threatcop Security Awareness Training



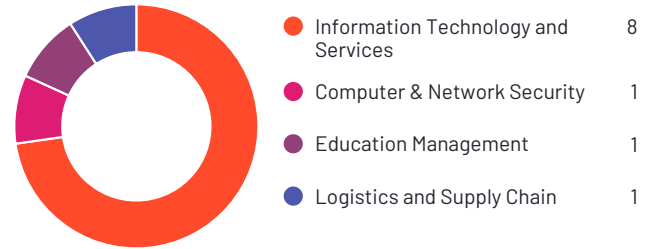
4.8 ★★★★★ (12)

Threatcop Security Awareness Training has been named a Niche product based on having a relatively low Satisfaction score and low Market Presence compared to the rest of the category. While they may have positive reviews, they do not have enough reviews to validate those ratings. 100% of users rated it 4 or 5 stars, 100% of users believe it is headed in the right direction, and users said they would be likely to recommend Threatcop Security Awareness Training at a rate of 95%.

Satisfaction Ratings



Top Industries Represented



*N/A is displayed when fewer than five responses were received for the question.



Ownership
Threatcop Inc.



HQ Location
Atlanta, US



Employees (Listed On LinkedIn)
32



Company Website
threatcop.com

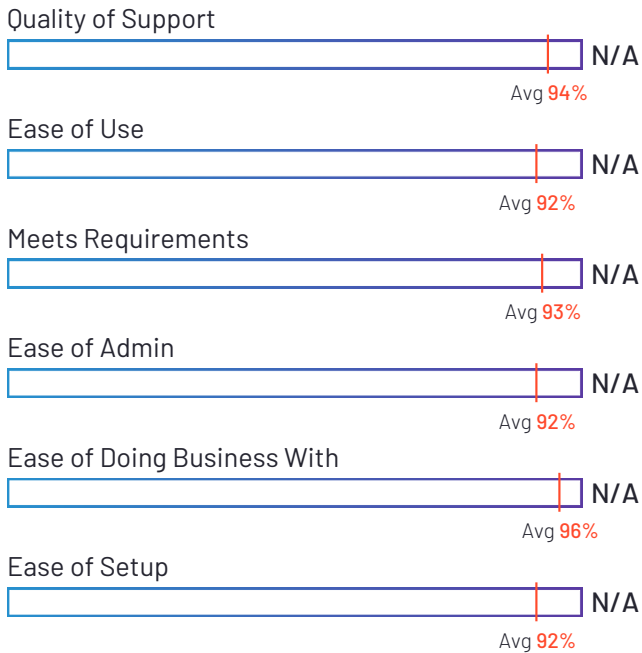


Haekka

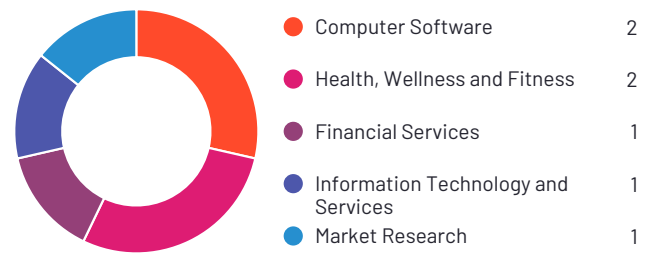
4.5 ★★★★★ (10)

Haekka has been named a Niche product based on having a relatively low Satisfaction score and low Market Presence compared to the rest of the category. While they may have positive reviews, they do not have enough reviews to validate those ratings. 100% of users rated it 4 or 5 stars, 50% of users believe it is headed in the right direction, and users said they would be likely to recommend Haekka at a rate of 89%.

Satisfaction Ratings



Top Industries Represented



*N/A is displayed when fewer than five responses were received for the question.

<p>Ownership Haekka</p>	<p>HQ Location Distributed, US</p>	<p>Year Founded 2020</p>	<p>Employees (Listed On LinkedIn) 5</p>	<p>Company Website www.haekka.com</p>
------------------------------------	---	-------------------------------------	--	--



Satisfaction Ratings for Security Awareness Training

G2 reviewers rated software sellers ability to satisfy their needs as shown in the table below.

	Satisfaction		Satisfaction by Category						Net Promoter Score (NPS)
	Likelihood to Recommend	Product Going in Right Direction?	Meets Requirements	Ease of Admin	Ease of Doing Business With	Quality of Support	Ease of Setup	Ease of Use	
KnowBe4 Security Awareness Training	93%	96%	94%	91%	95%	94%	90%	92%	79
Hoxhunt	96%	92%	97%	96%	98%	96%	97%	98%	91
SoSafe	90%	97%	93%	94%	96%	92%	94%	94%	65
NINJIO Security Awareness	97%	97%	97%	91%	97%	96%	94%	95%	91
MetaCompliance Security Awareness Training	92%	95%	92%	89%	95%	96%	89%	90%	75
Arctic Wolf	96%	95%	97%	93%	99%	99%	93%	96%	96
Infosec IQ	91%	91%	93%	90%	95%	94%	90%	89%	71
Huntress Security Awareness Training	91%	90%	91%	91%	95%	96%	92%	93%	67
Webroot Security Awareness Training	89%	91%	92%	95%	97%	92%	93%	96%	63
Inspired eLearning Powered by VIPRE	88%	94%	93%	90%	94%	94%	86%	90%	60
Fortra's Terranova Security	92%	89%	92%	88%	94%	95%	89%	90%	77
Hacker Rangers Security Awareness	98%	100%	97%	97%	99%	97%	98%	98%	94
usecure	93%	95%	93%	93%	96%	95%	93%	93%	76

(Satisfaction Ratings for Security Awareness Training continues on next page)

*N/A is displayed when fewer than five responses were received for the question.

**Net Promoter Score ranges from -100 to +100



Satisfaction Ratings for Security Awareness Training (continued)

G2 reviewers rated software sellers ability to satisfy their needs as shown in the table below.

	Satisfaction		Satisfaction by Category						Net Promoter Score (NPS)
	Likelihood to Recommend	Product Going in Right Direction?	Meets Requirements	Ease of Admin	Ease of Doing Business With	Quality of Support	Ease of Setup	Ease of Use	
PhishingBox	91%	91%	93%	88%	92%	92%	89%	91%	72
Riot	95%	96%	93%	96%	97%	95%	96%	96%	86
Pistachio	95%	100%	93%	100%	98%	98%	98%	98%	90
CybeReady Security Awareness Training Platform	93%	98%	96%	96%	95%	94%	94%	97%	82
Carbide	93%	93%	92%	90%	97%	95%	94%	90%	77
Boxphish Security Awareness and Phishing Simulation	99%	100%	98%	96%	100%	100%	96%	99%	98
CyberHoot Cybersecurity Awareness Training	97%	93%	96%	98%	100%	100%	100%	100%	95
Defendify All-In-One Cybersecurity® Solution	95%	96%	95%	98%	98%	99%	95%	95%	89
Junglemap	92%	91%	90%	89%	96%	96%	93%	93%	77
GoldPhish	96%	97%	95%	97%	99%	95%	98%	96%	84
Phin Security Awareness Training	95%	100%	95%	98%	100%	98%	98%	95%	90
Nimblr Security Awareness	91%	97%	90%	91%	93%	90%	88%	94%	76
CultureAI	94%	100%	90%	90%	98%	97%	89%	88%	88

(Satisfaction Ratings for Security Awareness Training continues on next page)

*N/A is displayed when fewer than five responses were received for the question.

**Net Promoter Score ranges from -100 to +100



Satisfaction Ratings for Security Awareness Training (continued)

G2 reviewers rated software sellers ability to satisfy their needs as shown in the table below.

	Satisfaction		Satisfaction by Category						Net Promoter Score (NPS)
	Likelihood to Recommend	Product Going in Right Direction?	Meets Requirements	Ease of Admin	Ease of Doing Business With	Quality of Support	Ease of Setup	Ease of Use	
Bastion Technologies	99%	100%	97%	97%	100%	99%	100%	98%	100
Right-Hand Cybersecurity	95%	100%	91%	88%	98%	97%	93%	93%	94
Global Learning Systems	98%	80%	100%	91%	97%	100%	86%	89%	100
Phished	92%	100%	95%	90%	94%	92%	89%	91%	78
cyberconIQ Cyber Awareness Training	97%	100%	100%	91%	98%	98%	93%	95%	90
Proofpoint Security Awareness Training	90%	92%	93%	87%	93%	90%	89%	90%	66
SANS Security Awareness	89%	91%	91%	90%	94%	92%	87%	90%	61
Immersive Labs	92%	97%	93%	94%	97%	88%	N/A	93%	75
Mimecast Security Awareness Training	76%	83%	86%	84%	82%	77%	84%	88%	25
Barracuda Security Awareness Training	87%	92%	94%	83%	94%	88%	79%	77%	53
Symantec Phishing Readiness	88%	83%	79%	N/A	74%	71%	83%	76%	40
BullPhish ID	86%	89%	90%	89%	90%	91%	87%	86%	54
ThreatAdvice Cybersecurity Education	81%	81%	87%	N/A	N/A	90%	N/A	88%	37

(Satisfaction Ratings for Security Awareness Training continues on next page)

*N/A is displayed when fewer than five responses were received for the question.

**Net Promoter Score ranges from -100 to +100

Satisfaction Ratings for Security Awareness Training (continued)

G2 reviewers rated software sellers ability to satisfy their needs as shown in the table below.

	Satisfaction		Satisfaction by Category						Net Promoter Score (NPS)
	Likelihood to Recommend	Product Going in Right Direction?	Meets Requirements	Ease of Admin	Ease of Doing Business With	Quality of Support	Ease of Setup	Ease of Use	
Hook Security: Security Awareness Training	93%	94%	95%	95%	97%	96%	96%	94%	80
Secure Code Warrior	90%	83%	92%	N/A	N/A	94%	N/A	92%	72
Security Journey	92%	100%	94%	100%	100%	94%	98%	90%	70
CyberVista	80%	67%	92%	N/A	N/A	88%	N/A	91%	20
Avatao	96%	89%	90%	N/A	N/A	97%	N/A	88%	88
Threatcop Security Awareness Training	95%	N/A	N/A	N/A	N/A	N/A	N/A	N/A	81
Haekka	89%	N/A	N/A	N/A	N/A	N/A	N/A	N/A	70
Average	92%	93%	93%	92%	96%	94%	92%	92%	75

*N/A is displayed when fewer than five responses were received for the question.

**Net Promoter Score ranges from -100 to +100

Feature Comparison for Security Awareness Training

G2 users have evaluated the following products by feature. Feature ratings are representative of reviewers overall satisfaction with each feature and do not necessarily take into account the breadth of individual product features. The results are shown below.

Assesment

	Continuous Assesment	Phishing Assesment	Baselining
KnowBe4 Security Awareness Training	90%	94%	89%
Hoxhunt	95%	96%	93%
SoSafe	90%	92%	88%
NINJIO Security Awareness	94%	92%	92%
MetaCompliance Security Awareness Training	89%	91%	87%
Arctic Wolf	98%	96%	95%
Infosec IQ	91%	94%	89%
Huntress Security Awareness Training	90%	92%	84%
Webroot Security Awareness Training	N/A	N/A	
Inspired eLearning Powered by VIPRE	90%	95%	88%
Fortra's Terranova Security	89%	92%	90%
Hacker Rangers Security Awareness	95%	93%	94%
usecure	93%	94%	92%

(Feature Comparison for Security Awareness Training continues on next page)

*N/A is displayed when fewer than five responses were received for the question.

**A blank box indicates that a seller has selected that they do not offer that feature.



Feature Comparison for Security Awareness Training (continued)

G2 users have evaluated the following products by feature. Feature ratings are representative of reviewers overall satisfaction with each feature and do not necessarily take into account the breadth of individual product features. The results are shown below.

Assesment

	Continuous Assesment	Phishing Assesment	Baselining
PhishingBox	90%	94%	90%
Riot	95%	96%	91%
Pistachio	90%	98%	90%
CybeReady Security Awareness Training Platform	97%	95%	94%
Carbide	90%		
Boxphish Security Awareness and Phishing Simulation	98%	98%	93%
CyberHoot Cybersecurity Awareness Training	95%	92%	92%
Defendify All-In-One Cybersecurity® Solution	90%	97%	78%
Junglemap	89%	87%	88%
GoldPhish	93%	93%	93%
Phin Security Awareness Training	100%	100%	
Nimblr Security Awareness	88%	90%	88%
CultureAI	90%	95%	88%

(Feature Comparison for Security Awareness Training continues on next page)

*N/A is displayed when fewer than five responses were received for the question.

**A blank box indicates that a seller has selected that they do not offer that feature.



Feature Comparison for Security Awareness Training (continued)

G2 users have evaluated the following products by feature. Feature ratings are representative of reviewers overall satisfaction with each feature and do not necessarily take into account the breadth of individual product features. The results are shown below.

Assesment

	Continuous Assesment	Phishing Assesment	Baselining
Bastion Technologies	99%	100%	99%
Right-Hand Cybersecurity	90%	88%	88%
Global Learning Systems	N/A	N/A	N/A
Phished	89%	88%	87%
cyberconIQ Cyber Awareness Training	93%	91%	95%
Proofpoint Security Awareness Training	85%	90%	84%
SANS Security Awareness	88%	90%	86%
Immersive Labs	N/A	N/A	91%
Mimecast Security Awareness Training	81%	83%	82%
Barracuda Security Awareness Training	81%	90%	83%
Symantec Phishing Readiness	N/A	N/A	N/A
BullPhish ID	88%	92%	88%
ThreatAdvice Cybersecurity Education	90%	86%	

(Feature Comparison for Security Awareness Training continues on next page)

*N/A is displayed when fewer than five responses were received for the question.

**A blank box indicates that a seller has selected that they do not offer that feature.

Feature Comparison for Security Awareness Training (continued)

G2 users have evaluated the following products by feature. Feature ratings are representative of reviewers overall satisfaction with each feature and do not necessarily take into account the breadth of individual product features. The results are shown below.

Assesment

	Continuous Assesment	Phishing Assesment	Baselining
Hook Security: Security Awareness Training	94%	96%	93%
Secure Code Warrior	97%		94%
Security Journey	89%	89%	N/A
CyberVista	N/A		N/A
Avatao	98%		
Threatcop Security Awareness Training	N/A	N/A	N/A
Haekka	N/A	N/A	N/A
Average	92%	93%	90%

(Feature Comparison for Security Awareness Training continues on next page)

*N/A is displayed when fewer than five responses were received for the question.

**A blank box indicates that a seller has selected that they do not offer that feature.

Feature Comparison for Security Awareness Training (continued)

G2 users have evaluated the following products by feature. Feature ratings are representative of reviewers overall satisfaction with each feature and do not necessarily take into account the breadth of individual product features. The results are shown below.

Training

	Content Library	Interactive Training	Gamification
KnowBe4 Security Awareness Training	89%	89%	83%
Hoxhunt	92%	95%	95%
SoSafe	89%	92%	90%
NINJIO Security Awareness	95%	95%	91%
MetaCompliance Security Awareness Training	89%	90%	82%
Arctic Wolf	93%	94%	90%
Infosec IQ	90%	89%	86%
Huntress Security Awareness Training	88%	89%	82%
Webroot Security Awareness Training	N/A	N/A	
Inspired eLearning Powered by VIPRE	90%	93%	81%
Fortra's Terranova Security	88%	91%	85%
Hacker Rangers Security Awareness	95%	97%	97%
usecure	90%	91%	84%

(Feature Comparison for Security Awareness Training continues on next page)

*N/A is displayed when fewer than five responses were received for the question.

**A blank box indicates that a seller has selected that they do not offer that feature.

Feature Comparison for Security Awareness Training (continued)

G2 users have evaluated the following products by feature. Feature ratings are representative of reviewers overall satisfaction with each feature and do not necessarily take into account the breadth of individual product features. The results are shown below.

Training

	Content Library	Interactive Training	Gamification
PhishingBox	88%	88%	84%
Riot	85%	93%	
Pistachio	84%	82%	43%
CybeReady Security Awareness Training Platform	92%	92%	92%
Carbide	93%	94%	
Boxphish Security Awareness and Phishing Simulation	95%	96%	88%
CyberHoot Cybersecurity Awareness Training	94%	96%	96%
Defendify All-In-One Cybersecurity® Solution	94%	94%	87%
Junglemap	86%	87%	73%
GoldPhish	91%	91%	74%
Phin Security Awareness Training	90%	95%	
Nimblr Security Awareness	83%	89%	72%
CultureAI	88%	86%	83%

(Feature Comparison for Security Awareness Training continues on next page)

*N/A is displayed when fewer than five responses were received for the question.

**A blank box indicates that a seller has selected that they do not offer that feature.



Feature Comparison for Security Awareness Training (continued)

G2 users have evaluated the following products by feature. Feature ratings are representative of reviewers overall satisfaction with each feature and do not necessarily take into account the breadth of individual product features. The results are shown below.

Training

	Content Library	Interactive Training	Gamification
Bastion Technologies	98%	100%	94%
Right-Hand Cybersecurity	88%	93%	92%
Global Learning Systems	N/A	N/A	N/A
Phished	89%		
cyberconIQ Cyber Awareness Training	96%	96%	91%
Proofpoint Security Awareness Training	86%	86%	79%
SANS Security Awareness	90%	87%	86%
Immersive Labs	93%	93%	92%
Mimecast Security Awareness Training	80%	79%	64%
Barracuda Security Awareness Training	87%	84%	77%
Symantec Phishing Readiness	N/A	N/A	N/A
BullPhish ID	88%	89%	
ThreatAdvice Cybersecurity Education	87%	84%	82%

(Feature Comparison for Security Awareness Training continues on next page)

*N/A is displayed when fewer than five responses were received for the question.

**A blank box indicates that a seller has selected that they do not offer that feature.

Feature Comparison for Security Awareness Training (continued)

G2 users have evaluated the following products by feature. Feature ratings are representative of reviewers overall satisfaction with each feature and do not necessarily take into account the breadth of individual product features. The results are shown below.

Training

	Content Library	Interactive Training	Gamification
Hook Security: Security Awareness Training	89%	92%	
Secure Code Warrior	91%	97%	91%
Security Journey	N/A	86%	89%
CyberVista	N/A	N/A	
Avatao	90%	95%	91%
Threatcop Security Awareness Training	N/A	N/A	N/A
Haekka	N/A	N/A	N/A
Average	90%	91%	84%

(Feature Comparison for Security Awareness Training continues on next page)

*N/A is displayed when fewer than five responses were received for the question.

**A blank box indicates that a seller has selected that they do not offer that feature.

Feature Comparison for Security Awareness Training (continued)

G2 users have evaluated the following products by feature. Feature ratings are representative of reviewers overall satisfaction with each feature and do not necessarily take into account the breadth of individual product features. The results are shown below.

Administration

	Risk-scoring	Customization	White-Labeling	Reporting
KnowBe4 Security Awareness Training	87%	86%	85%	89%
Hoxhunt	93%	89%	89%	94%
SoSafe	88%	83%	86%	88%
NINJIO Security Awareness		88%	87%	90%
MetaCompliance Security Awareness Training	85%	85%	85%	86%
Arctic Wolf	99%	90%	92%	94%
Infosec IQ	88%	86%	87%	88%
Huntress Security Awareness Training	84%	82%	83%	87%
Webroot Security Awareness Training		N/A		N/A
Inspired eLearning Powered by VIPRE		90%	88%	93%
Fortra's Terranova Security	86%	85%	86%	80%
Hacker Rangers Security Awareness	92%	93%	91%	94%
usecure	89%	89%	91%	87%

(Feature Comparison for Security Awareness Training continues on next page)

*N/A is displayed when fewer than five responses were received for the question.

**A blank box indicates that a seller has selected that they do not offer that feature.

Feature Comparison for Security Awareness Training (continued)

G2 users have evaluated the following products by feature. Feature ratings are representative of reviewers overall satisfaction with each feature and do not necessarily take into account the breadth of individual product features. The results are shown below.

Administration

	Risk-scoring	Customization	White-Labeling	Reporting
PhishingBox	89%	89%	89%	91%
Riot		84%	84%	83%
Pistachio	86%	40%	43%	86%
CyberReady Security Awareness Training Platform	95%	91%	95%	94%
Carbide		87%		93%
Boxphish Security Awareness and Phishing Simulation	94%	91%	92%	92%
CyberHoot Cybersecurity Awareness Training	90%	93%	100%	90%
Defendify All-In-One Cybersecurity® Solution	86%	67%	86%	87%
Junglemap	79%	88%	84%	85%
GoldPhish	92%	90%	94%	94%
Phin Security Awareness Training		90%	98%	86%
Nimblr Security Awareness	86%	69%	78%	77%
CultureAI	89%	85%	87%	83%

(Feature Comparison for Security Awareness Training continues on next page)

*N/A is displayed when fewer than five responses were received for the question.

**A blank box indicates that a seller has selected that they do not offer that feature.

Feature Comparison for Security Awareness Training (continued)

G2 users have evaluated the following products by feature. Feature ratings are representative of reviewers overall satisfaction with each feature and do not necessarily take into account the breadth of individual product features. The results are shown below.

Administration

	Risk-scoring	Customization	White-Labeling	Reporting
Bastion Technologies	100%	95%	98%	100%
Right-Hand Cybersecurity	88%	90%	91%	89%
Global Learning Systems	N/A	N/A	N/A	N/A
Phished	88%	87%	86%	89%
cyberconIQ Cyber Awareness Training	94%	89%	N/A	88%
Proofpoint Security Awareness Training	83%	82%	83%	83%
SANS Security Awareness	85%	82%	82%	88%
Immersive Labs	85%	86%	88%	88%
Mimecast Security Awareness Training	71%	79%		76%
Barracuda Security Awareness Training	86%	81%	79%	83%
Symantec Phishing Readiness	N/A	N/A	N/A	N/A
BullPhish ID		85%	85%	88%
ThreatAdvice Cybersecurity Education	88%	87%	89%	90%

(Feature Comparison for Security Awareness Training continues on next page)

*N/A is displayed when fewer than five responses were received for the question.

**A blank box indicates that a seller has selected that they do not offer that feature.

Feature Comparison for Security Awareness Training (continued)

G2 users have evaluated the following products by feature. Feature ratings are representative of reviewers overall satisfaction with each feature and do not necessarily take into account the breadth of individual product features. The results are shown below.

Administration

	Risk-scoring	Customization	White-Labeling	Reporting
Hook Security: Security Awareness Training	89%	91%	94%	93%
Secure Code Warrior	N/A	N/A	N/A	N/A
Security Journey	86%	89%	89%	86%
CyberVista	N/A	N/A	N/A	N/A
Avatao		90%		88%
Threatcop Security Awareness Training	N/A	N/A	N/A	N/A
Haekka	N/A	N/A	N/A	N/A
Average	88%	85%	87%	88%

*N/A is displayed when fewer than five responses were received for the question.

**A blank box indicates that a seller has selected that they do not offer that feature.

Additional Data for Security Awareness Training

The table below includes a breakdown of the customer segments for each product, as represented by G2 reviewers.

Customers by Size

	Small Business (50 or fewer emp.)	Mid-Market (51-1000 emp.)	Enterprise (>1000 emp.)
KnowBe4 Security Awareness Training	13%	67%	20%
Hoxhunt	3%	22%	75%
SoSafe	15%	52%	33%
NINJIO Security Awareness	27%	58%	15%
MetaCompliance Security Awareness Training	4%	70%	25%
Arctic Wolf	17%	72%	10%
Infosec IQ	17%	64%	19%
Huntress Security Awareness Training	69%	29%	2%
Webroot Security Awareness Training	72%	21%	6%
Inspired eLearning Powered by VIPRE	13%	71%	16%
Fortra's Terranova Security	14%	44%	42%
Hacker Rangers Security Awareness	16%	66%	18%
usecure	63%	33%	4%

(Additional Data for Security Awareness Training continues on next page)

*N/A is displayed when data is not publicly available.

Additional Data for Security Awareness Training (continued)

The table below includes a breakdown of the customer segments for each product, as represented by G2 reviewers.

Customers by Size

	Small Business (50 or fewer emp.)	Mid-Market (51-1000 emp.)	Enterprise (>1000 emp.)
PhishingBox	34%	51%	15%
Riot	10%	80%	10%
Pistachio	9%	82%	9%
CybeReady Security Awareness Training Platform	6%	52%	42%
Carbide	84%	15%	2%
Boxphish Security Awareness and Phishing Simulation	18%	69%	14%
CyberHoot Cybersecurity Awareness Training	76%	19%	5%
Defendify All-In-One Cybersecurity® Solution	67%	33%	0%
Junglemap	16%	52%	32%
GoldPhish	79%	21%	0%
Phin Security Awareness Training	64%	36%	0%
Nimblr Security Awareness	38%	56%	6%
CultureAI	12%	47%	42%

(Additional Data for Security Awareness Training continues on next page)

*N/A is displayed when data is not publicly available.

Additional Data for Security Awareness Training (continued)

The table below includes a breakdown of the customer segments for each product, as represented by G2 reviewers.

Customers by Size

	Small Business (50 or fewer emp.)	Mid-Market (51-1000 emp.)	Enterprise (>1000 emp.)
Bastion Technologies	67%	33%	0%
Right-Hand Cybersecurity	41%	53%	6%
Global Learning Systems	0%	71%	29%
Phished	37%	45%	18%
cyberconIQ Cyber Awareness Training	9%	55%	36%
Proofpoint Security Awareness Training	7%	41%	53%
SANS Security Awareness	13%	52%	35%
Immersive Labs	12%	31%	57%
Mimecast Security Awareness Training	19%	56%	25%
Barracuda Security Awareness Training	8%	69%	23%
Symantec Phishing Readiness	20%	40%	40%
BullPhish ID	53%	33%	14%
ThreatAdvice Cybersecurity Education	26%	58%	16%

(Additional Data for Security Awareness Training continues on next page)

*N/A is displayed when data is not publicly available.

Additional Data for Security Awareness Training (continued)

The table below includes a breakdown of the customer segments for each product, as represented by G2 reviewers.

Customers by Size

	Small Business (50 or fewer emp.)	Mid-Market (51-1000 emp.)	Enterprise (>1000 emp.)
Hook Security: Security Awareness Training	42%	53%	5%
Secure Code Warrior	6%	41%	53%
Security Journey	13%	63%	25%
CyberVista	50%	25%	25%
Avatao	46%	31%	23%
Threatcop Security Awareness Training	27%	73%	0%
Haekka	63%	38%	0%
Average	31%	49%	21%

(Additional Data for Security Awareness Training continues on next page)

*N/A is displayed when data is not publicly available.

Additional Data for Security Awareness Training (continued)

The table below highlights implementation and deployment data as indicated in real user reviews on G2.

Implementation

	Deployment		Implementation Time	Implementation Method				Number of Users Purchased	Contract Term
	Cloud	On-Premises	Avg. Months to Go Live	In-House Team	Seller Services Team	Third-Party Consultant	Don't know	Median Number of Users Bought	Avg. Contract Term (Months)
KnowBe4 Security Awareness Training	77%	23%	1.4	83%	9%	2%	6%	175	21
Hoxhunt	45%	55%	3.6	24%	5%	1%	71%	1750	5
SoSafe	67%	33%	2.0	65%	15%	1%	18%	375	17
NINJIO Security Awareness	71%	29%	1.2	77%	18%	1%	5%	175	15
MetaCompliance Security Awareness Training	79%	21%	2.0	75%	11%	1%	13%	375	23
Arctic Wolf	56%	44%	2.4	63%	38%	0%	0%	125	23
Infosec IQ	73%	27%	1.3	76%	12%	3%	9%	175	15
Huntress Security Awareness Training	82%	18%	1.2	88%	2%	1%	9%	7	6
Webroot Security Awareness Training	69%	31%	2.0	95%	0%	5%	0%	5	6
Inspired eLearning Powered by VIPRE	46%	54%	2.2	71%	19%	0%	10%	375	19
Fortra's Terranova Security	67%	33%	1.6	48%	30%	4%	17%	750	20
Hacker Rangers Security Awareness	64%	36%	1.5	58%	22%	3%	17%	175	13
usecure	84%	16%	0.8	83%	11%	1%	5%	17	8

(Additional Data for Security Awareness Training continues on next page)

*N/A is displayed when data is not publicly available.

Additional Data for Security Awareness Training (continued)

The table below highlights implementation and deployment data as indicated in real user reviews on G2.

Implementation

	Deployment		Implementation Time	Implementation Method				Number of Users Purchased	Contract Term
	Cloud	On-Premises	Avg. Months to Go Live	In-House Team	Seller Services Team	Third-Party Consultant	Don't know	Median Number of Users Bought	Avg. Contract Term (Months)
PhishingBox	65%	35%	1.6	78%	11%	2%	9%	37	14
Riot	83%	17%	0.6	59%	38%	0%	3%	175	16
Pistachio	100%	0%	0.1	100%	0%	0%	0%	125	12
CyberReady Security Awareness Training Platform	79%	21%	2.8	50%	32%	5%	14%	750	21
Carbide	73%	27%	3.4	75%	15%	0%	10%	17	12
Boxphish Security Awareness and Phishing Simulation	78%	22%	0.6	67%	24%	3%	6%	175	19
CyberHoot Cybersecurity Awareness Training	83%	17%	0.4	67%	17%	17%	0%	N/A	N/A
Defendify All-In-One Cybersecurity® Solution	81%	19%	0.6	76%	10%	0%	14%	37	11
Junglemap	70%	30%	0.9	51%	39%	0%	11%	375	16
GoldPhish	59%	41%	0.4	86%	5%	9%	0%	17	6
Phin Security Awareness Training	86%	14%	1.7	86%	14%	0%	0%	37	7
Nimblr Security Awareness	82%	18%	0.6	73%	17%	10%	0%	125	19
CultureAI	89%	11%	1.9	85%	6%	3%	6%	375	16

(Additional Data for Security Awareness Training continues on next page)

*N/A is displayed when data is not publicly available.

Additional Data for Security Awareness Training (continued)

The table below highlights implementation and deployment data as indicated in real user reviews on G2.

Implementation

	Deployment		Implementation Time	Implementation Method				Number of Users Purchased	Contract Term
	Cloud	On-Premises	Avg. Months to Go Live	In-House Team	Seller Services Team	Third-Party Consultant	Don't know	Median Number of Users Bought	Avg. Contract Term (Months)
Bastion Technologies	62%	38%	0.4	100%	0%	0%	0%	7	12
Right-Hand Cybersecurity	88%	13%	0.9	47%	33%	7%	13%	56	19
Global Learning Systems	80%	20%	1.8	80%	0%	0%	20%	175	N/A
Phished	93%	7%	1.0	86%	14%	0%	0%	56	17
cyberconIQ Cyber Awareness Training	70%	30%	2.6	56%	44%	0%	0%	175	17
Proofpoint Security Awareness Training	81%	19%	2.3	62%	32%	0%	7%	375	18
SANS Security Awareness	64%	36%	0.5	77%	8%	0%	15%	375	18
Immersive Labs	67%	33%	N/A	20%	0%	0%	80%	N/A	N/A
Mimecast Security Awareness Training	57%	43%	1.3	100%	0%	0%	0%	N/A	N/A
Barracuda Security Awareness Training	56%	44%	1.2	44%	33%	11%	11%	462	26
Symantec Phishing Readiness	40%	60%	1.1	60%	40%	0%	0%	N/A	N/A
BullPhish ID	64%	36%	1.4	63%	20%	3%	13%	17	8
ThreatAdvice Cybersecurity Education	N/A	N/A	N/A	N/A	N/A	N/A	N/A	N/A	N/A

(Additional Data for Security Awareness Training continues on next page)

*N/A is displayed when data is not publicly available.



Additional Data for Security Awareness Training (continued)

The table below highlights implementation and deployment data as indicated in real user reviews on G2.

Implementation

	Deployment		Implementation Time	Implementation Method				Number of Users Purchased	Contract Term
	Cloud	On-Premises	Avg. Months to Go Live	In-House Team	Seller Services Team	Third-Party Consultant	Don't know	Median Number of Users Bought	Avg. Contract Term (Months)
Hook Security: Security Awareness Training	85%	15%	0.5	81%	15%	0%	4%	56	14
Secure Code Warrior	N/A	N/A	N/A	N/A	N/A	N/A	N/A	N/A	N/A
Security Journey	60%	40%	0.1	100%	0%	0%	0%	N/A	N/A
CyberVista	N/A	N/A	N/A	N/A	N/A	N/A	N/A	N/A	N/A
Avatao	N/A	N/A	N/A	N/A	N/A	N/A	N/A	N/A	N/A
Threatcop Security Awareness Training	N/A	N/A	N/A	N/A	N/A	N/A	N/A	N/A	N/A
Haekka	N/A	N/A	N/A	N/A	N/A	N/A	N/A	N/A	N/A

(Additional Data for Security Awareness Training continues on next page)

*N/A is displayed when data is not publicly available.

Additional Data for Security Awareness Training (continued)

The table below highlights the average user adoption of each product as indicated in real user reviews on G2.

User Adoption and Return on Investment (ROI)

	User Adoption	Payback Period
	Average User Adoption	Estimated ROI (payback period in months)
KnowBe4 Security Awareness Training	87%	15
Hoxhunt	77%	21
SoSafe	77%	29
NINJIO Security Awareness	84%	14
MetaCompliance Security Awareness Training	70%	19
Arctic Wolf	96%	18
Infosec IQ	76%	17
Huntress Security Awareness Training	60%	2
Webroot Security Awareness Training	49%	8
Inspired eLearning Powered by VIPRE	89%	19
Fortra's Terranova Security	74%	22
Hacker Rangers Security Awareness	68%	16
usecure	78%	7

(Additional Data for Security Awareness Training continues on next page)

*N/A is displayed when data is not publicly available.



Additional Data for Security Awareness Training (continued)

The table below highlights the average user adoption of each product as indicated in real user reviews on G2.

User Adoption and Return on Investment (ROI)

	User Adoption	Payback Period
	Average User Adoption	Estimated ROI (payback period in months)
PhishingBox	76%	15
Riot	84%	17
Pistachio	90%	8
CybeReady Security Awareness Training Platform	89%	18
Carbide	80%	14
Boxpish Security Awareness and Phishing Simulation	86%	14
CyberHoot Cybersecurity Awareness Training	88%	N/A
Defendify All-In-One Cybersecurity® Solution	81%	14
Junglemap	76%	10
GoldPhish	85%	9
Phin Security Awareness Training	72%	7
Nimblr Security Awareness	77%	14
CultureAI	71%	15

(Additional Data for Security Awareness Training continues on next page)

*N/A is displayed when data is not publicly available.

Additional Data for Security Awareness Training (continued)

The table below highlights the average user adoption of each product as indicated in real user reviews on G2.

User Adoption and Return on Investment (ROI)

	User Adoption	Payback Period
	Average User Adoption	Estimated ROI (payback period in months)
Bastion Technologies	76%	5
Right-Hand Cybersecurity	74%	8
Global Learning Systems	89%	N/A
Phished	76%	29
cyberconIQ Cyber Awareness Training	66%	6
Proofpoint Security Awareness Training	81%	18
SANS Security Awareness	70%	6
Immersive Labs	N/A	N/A
Mimecast Security Awareness Training	91%	N/A
Barracuda Security Awareness Training	64%	20
Symantec Phishing Readiness	38%	N/A
BullPhish ID	49%	9
ThreatAdvice Cybersecurity Education	N/A	N/A

(Additional Data for Security Awareness Training continues on next page)

*N/A is displayed when data is not publicly available.



Additional Data for Security Awareness Training (continued)

The table below highlights the average user adoption of each product as indicated in real user reviews on G2.

User Adoption and Return on Investment (ROI)

	User Adoption	Payback Period
	Average User Adoption	Estimated ROI (payback period in months)
Hook Security: Security Awareness Training	83%	6
Secure Code Warrior	N/A	N/A
Security Journey	95%	N/A
CyberVista	N/A	N/A
Avatao	N/A	N/A
Threatcop Security Awareness Training	N/A	N/A
Haekka	N/A	N/A
Average	77%	14

(Additional Data for Security Awareness Training continues on next page)

*N/A is displayed when data is not publicly available.

Additional Data for Security Awareness Training (continued)

The table below highlights third-party market presence data used to inform the G2's Market Presence Score that highlights each products impact and influence in the category.

Market Presence

	Seller Name	Year Founded	Employees on LinkedIn (Seller)	LinkedIn Followers	Twitter Followers (Seller)	Glassdoor Rating
KnowBe4 Security Awareness Training	KnowBe4, Inc.	2010	1,909	264,954	16,361	4.1
Hoxhunt	Hoxhunt	2016	169	7,658	494	4.0
SoSafe	SoSafe	2018	546	16,800	973	3.6
NINJIO Security Awareness	NINJIO	2015	61	6,038	2,652	4.7
MetaCompliance Security Awareness Training	MetaCompliance	2005	225	10,741	3,152	4.4
Arctic Wolf	Arctic Wolf Networks	2012	2,537	92,059	3,866	4.1
Infosec IQ	Infosec	2004	276	28,676	23,789	4.5
Huntress Security Awareness Training	Huntress Labs	2015	474	60,321	33,726	3.8
Webroot Security Awareness Training	Webroot	1997	275	24,725	63,927	3.3
Inspired eLearning Powered by VIPRE	VIPRE Security	1994	193	5,733	8,740	3.6
Fortra's Terranova Security	Fortra	1982	1,704	34,825	2,419	4.0
Hacker Rangers Security Awareness	Hacker Rangers	2011	18	3,738	102	N/A
usecure	usecure	2016	43	4,411	947	5.0

(Additional Data for Security Awareness Training continues on next page)

*N/A is displayed when data is not publicly available.

Additional Data for Security Awareness Training (continued)

The table below highlights third-party market presence data used to inform the G2's Market Presence Score that highlights each products impact and influence in the category.

Market Presence

	Seller Name	Year Founded	Employees on LinkedIn (Seller)	LinkedIn Followers	Twitter Followers (Seller)	Glassdoor Rating
PhishingBox	PhishingBox	2013	23	1,996	891	4.2
Riot	Riot	2020	63	4,428	274	N/A
Pistachio	Pistachio		49	1,758	147	N/A
CybeReady Security Awareness Training Platform	CybeReady	2015	38	6,486	4,187	3.4
Carbide	Carbide	2016	26	2,080	591	3.0
Boxphish Security Awareness and Phishing Simulation	Boxphish	2018	27	1,251	0	5.0
CyberHoot Cybersecurity Awareness Training	CyberHoot	2015	5	669	262	N/A
Defendify All-In-One Cybersecurity® Solution	Defendify	2017	31	1,903	322	4.2
Junglemap	Junglemap	2002	40	2,974	83	N/A
GoldPhish	GoldPhish	2017	9	3,973	346	N/A
Phin Security Awareness Training	Phin Security	2019	34	2,768	0	N/A
Nimblr Security Awareness	Nimblr	2018	44	1,937	0	N/A
CultureAI	CultureAI	2015	46	3,786	404	5.0

(Additional Data for Security Awareness Training continues on next page)

*N/A is displayed when data is not publicly available.

Additional Data for Security Awareness Training (continued)

The table below highlights third-party market presence data used to inform the G2's Market Presence Score that highlights each products impact and influence in the category.

Market Presence

	Seller Name	Year Founded	Employees on LinkedIn (Seller)	LinkedIn Followers	Twitter Followers (Seller)	Glassdoor Rating
Bastion Technologies	Bastion Technologies	2022	15	704	0	N/A
Right-Hand Cybersecurity	Right-Hand Cybersecurity	2019	46	5,810	153	N/A
Global Learning Systems	Global Learning Systems	2000	26	1,571	260	3.3
Phished	Phished	2018	50	4,786	83	3.7
cyberconIQ Cyber Awareness Training	cyberconIQ	2019	17	1,027	364	4.0
Proofpoint Security Awareness Training	ProofPoint	2002	4,653	145,989	30,768	3.6
SANS Security Awareness	SANS Institute	1989	1,581	323,652	190,079	N/A
Immersive Labs	Immersive Labs	2017	321	25,394	5,269	3.5
Mimecast Security Awareness Training	Mimecast	2003	2,500	98,418	18,766	3.9
Barracuda Security Awareness Training	Barracuda	2002	2,211	64,436	15,950	3.7
Symantec Phishing Readiness	Broadcom	1991	51,094	438,379	57,084	3.5
BullPhish ID	Kaseya	2000	4,644	148,966	17,925	4.1
ThreatAdvice Cybersecurity Education	NXTsoft		76	3,928	755	N/A

(Additional Data for Security Awareness Training continues on next page)

*N/A is displayed when data is not publicly available.



Additional Data for Security Awareness Training (continued)

The table below highlights third-party market presence data used to inform the G2's Market Presence Score that highlights each products impact and influence in the category.

Market Presence

	Seller Name	Year Founded	Employees on LinkedIn (Seller)	LinkedIn Followers	Twitter Followers (Seller)	Glassdoor Rating
Hook Security: Security Awareness Training	Hook Security	2019	21	4,012	242	N/A
Secure Code Warrior	Secure Code Warrior	2015	233	15,170	2,731	3.8
Security Journey	Security Journey	2016	52	4,473	1,341	5.0
CyberVista	CyberVista	2016	35	3,384	5,551	4.5
Avatao	Avatao	2014	13	1,022	706	5.0
Threatcop Security Awareness Training	Threatcop Inc.		32	5,040	322	3.8
Haekka	Haekka	2020	5	178	170	N/A

*N/A is displayed when data is not publicly available.